



ILLINOIS STATE REPORT CARD

State and federal laws require public school districts to release report cards to the public each year.

Starting in 2009, charter school information is included in district statistics.

STUDENTS

RACIAL/ETHNIC BACKGROUND AND OTHER INFORMATION														
White	Black	Hispanic	Asian	Native Hawaiian/ Pacific Islander	American Indian	Two or More Races	Percent Low-Income	Percent Limited-English-Proficient	Percent IEP	High Sch. Dropout Rate	Chronic Truancy Rate	Mobility Rate	Attendance Rate	Total Enrollment
51.0	18.0	23.6	4.2	0.1	0.3	2.8	49.0	9.4	13.6	2.5	8.6	13.1	94.4	2,066,692

Low-income students come from families receiving public aid; live in institutions for neglected or delinquent children; are supported in foster homes with public funds; or are eligible to receive free or reduced-price lunches.

IEP Students are those students eligible to receive special education services.

Limited-English-proficient students are those students eligible for transitional bilingual programs.

Mobility rate is based on the number of times students enroll in or leave a school during the school year.

Chronic truants are students who are absent from school without valid cause for 9 or more of the last 180 school days.

Total Enrollment is based on [Home School](#).

INSTRUCTIONAL SETTING

PARENTAL CONTACT*		STAFF-TO-STUDENT RATIOS			
	Percent	Pupil-Teacher Elementary	Pupil-Teacher Secondary	Pupil-Certified Staff	Pupil-Administrator
	95.3	18.9	18.8	13.7	205.0

* Parental contact includes parent-teacher conferences, parental visits to school, school visits to home, telephone conversations, and written correspondence.

AVERAGE CLASS SIZE (as of the first school day in May)										
Grades	K	1	2	3	4	5	6	7	8	9-12
	20.9	21.2	21.5	22.0	22.4	22.8	22.4	21.3	21.5	19.2

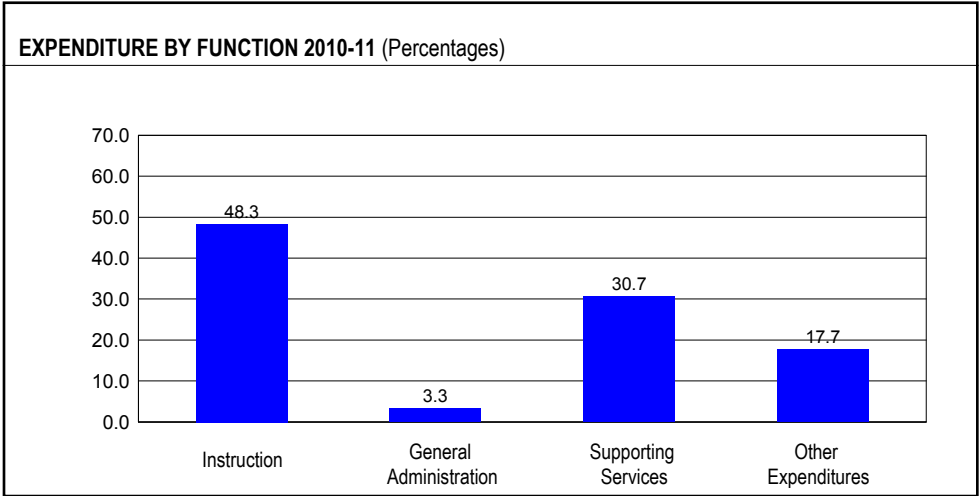
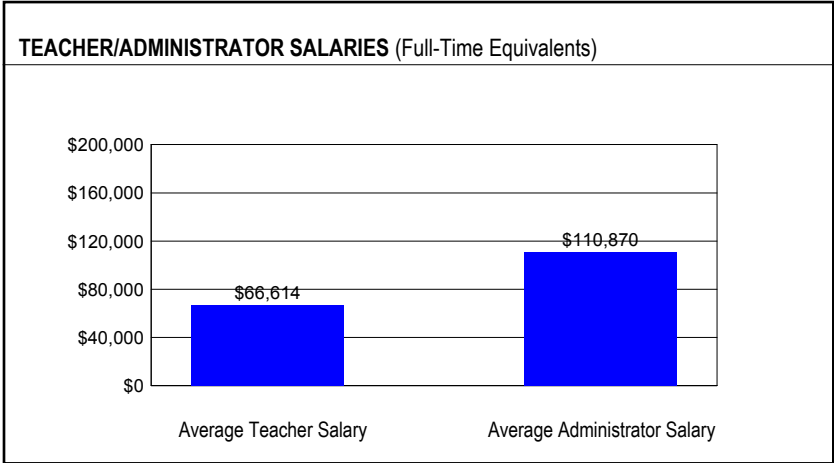
TIME DEVOTED TO TEACHING CORE SUBJECTS (Minutes Per Day)												
Grades	Mathematics			Science			English/Language Arts			Social Science		
	3	6	8	3	6	8	3	6	8	3	6	8
	61	56	54	31	44	46	143	103	92	30	43	44

TEACHER INFORMATION (Full-Time Equivalents)												
	White	Black	Hispanic	Asian	Native Hawaiian/ Pacific Islander	American Indian	Two or More Races	Unknown	Male	Female	Total Number	
		83.3	7.1	5.3	1.3	0.1	0.2	0.8	2.0	23.1	76.9	127,830

TEACHER INFORMATION (Continued)					
	Average Teaching Experience (Years)	% of Teachers with Bachelor's Degrees	% of Teachers with Master's & Above	% of Teachers with Emergency or Provisional Credentials	% of Classes Not Taught by Highly Qualified Teachers
All Schools	12.9	37.8	61.7	0.6	0.7
High Poverty Schools	12.0	39.5	59.7	1.3	0.9
Low Poverty Schools	13.1	29.3	70.5	0.2	0.1

The No Child Left Behind Act requires that information for certain data elements be disaggregated by high- and low-poverty schools. Poverty (low-income) is defined on page 1 of all report cards. High- and low-poverty schools include those in the top and bottom quarters of the poverty distribution of schools in the state.

SCHOOL DISTRICT FINANCES



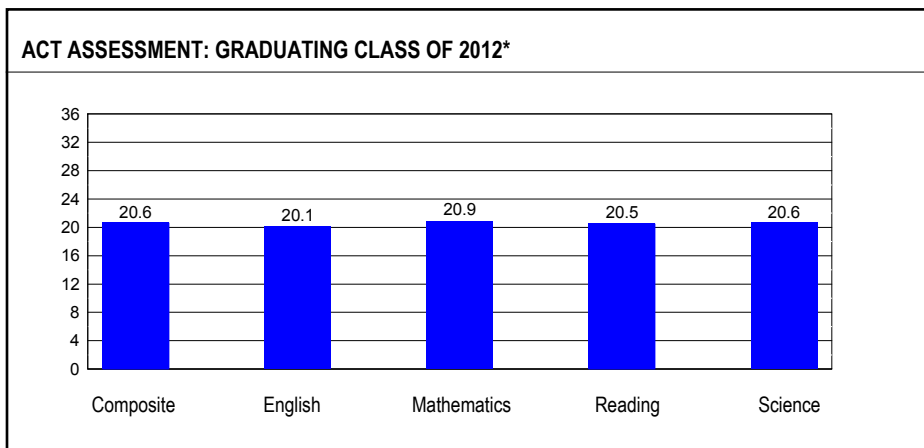
REVENUE BY SOURCE 2010-11		EXPENDITURE BY FUND 2010-11	
	Percent		Percent
Local Property Taxes	58.2	Education	73.7
Other Local Funding	5.1	Operations & Maintenance	5.9
General State Aid	17.1	Transportation	3.8
Other State Funding	9.5	Debt Service	7.4
Federal Funding	10.1	Tort	1.2
		Municipal Retirement/ Social Security	2.0
		Fire Prevention & Safety	0.8
		Capital Projects	5.1

OTHER FINANCIAL INDICATORS		
	2010-11 Instructional Expenditure per Pupil	2010-11 Operating Expenditure per Pupil
	\$6,824	\$11,664

Instructional expenditure per pupil includes the direct costs of teaching pupils or the interaction between teachers and pupils.

Operating expenditure per pupil includes the gross operating cost of a school district excluding summer school, adult education, bond principal retired, and capital expenditures.

ACADEMIC PERFORMANCE



The number and percent of students taking the ACT are no longer reported since virtually every eleventh grade student takes the ACT as part of the PSAE.

* Includes graduating students' most recent ACT Assessment scores from an ACT national test date or PSAE testing. Excludes the scores of students who took the test with special accommodations. State averages for ACT data are based on regular public schools and do not include private and special purpose schools.

HIGH SCHOOL 4-YEAR GRADUATION RATE													
All	Gender		Race / Ethnicity							LEP	Migrant	Students with Disabilities	Economically Disadvantaged
	Male	Female	White	Black	Hispanic	Asian	Native Hawaiian/ Pacific Islander	American Indian	Two or More Races				
82.3	79.0	85.8	88.9	68.4	76.0	93.0	86.9	78.8	83.3	66.4	69.2	68.9	72.8

HIGH SCHOOL 5-YEAR GRADUATION RATE													
All	Gender		Race / Ethnicity							LEP	Migrant	Students with Disabilities	Economically Disadvantaged
	Male	Female	White	Black	Hispanic	Asian	Native Hawaiian/ Pacific Islander	American Indian	Two or More Races				
84.0	81.1	87.1	89.3	72.2	78.8	92.8	94.5	83.7	83.9	73.0	56.8	72.5	76.7

2011 NATIONAL ASSESSMENT OF EDUCATIONAL PROGRESS (NAEP)

NAEP is sponsored by the U.S. Department of Education and administered to students in grade 4, 8, and 12. Only grade 4 and 8 results are required to be reported.

Achievement levels reflect what students should know and be able to do. Based on recommendations from policymakers, educators, and members of the general public, the Governing Board sets specific achievement levels for each subject area and grade. To provide a context for interpreting student performance, NAEP results are reported as percentages of students performing below the *Basic* level, at or above the *Basic* and *Proficient* levels, and at the *Advanced* level.

Basic denotes partial mastery of prerequisite knowledge and skills that are fundamental for proficient work at a given grade.

Proficient represents solid academic performance. Students reaching this level have demonstrated competency over challenging subject matter.

Advanced represents superior performance.

The four achievement levels (below basic, basic, proficient, and advanced) are reported as level 1 through level 4, respectively.

Grade 4

Grade 4 - All

Levels	Reading				Mathematics			
	1	2	3	4	1	2	3	4
	34.7	32.0	24.7	8.6	20.2	41.5	31.4	6.9

Grade 4 - Racial/Ethnic Background

Levels	Reading				Mathematics			
	1	2	3	4	1	2	3	4
White	21.8	33.6	32.2	12.3	10.2	38.4	41.6	9.9
Black	57.7	29.9	10.9	1.6	41.8	43.9	12.8	1.5
Hispanic	51.2	30.7	15.7	2.4	29.6	50.5	18.5	1.4
Asian	16.1	31.3	35.5	17.1	5.9	29.4	44.8	19.8
Native Hawaiian/Pacific Islander								
American Indian								

Grade 4 - Limited-English-Proficient

Levels	Reading				Mathematics			
	1	2	3	4	1	2	3	4
	77.4	18.1	4.2	0.0	46.4	41.6	11.3	0.8

Grade 4 - Students with Disabilities

Levels	Reading				Mathematics			
	1	2	3	4	1	2	3	4
	67.6	19.4	11.0	2.0	43.2	37.6	17.5	1.6

Grade 4 - Economically Disadvantaged

Levels	Reading				Mathematics			
	1	2	3	4	1	2	3	4
	52.0	31.6	14.3	2.1	33.1	47.2	18.1	1.5

Grade 4

NAEP PARTICIPATION RATES	Reading	Mathematics
Limited English Proficient Students	92.4	93.5
Student with Disabilities	91.1	86.1

Grade 8**Grade 8 - All**

Levels	Reading				Mathematics			
	1	2	3	4	1	2	3	4
	23.2	43.0	30.3	3.6	26.9	40.2	24.7	8.1

Grade 8 - Racial/Ethnic Background

Levels	Reading				Mathematics			
	1	2	3	4	1	2	3	4
White	15.3	41.2	38.8	4.7	15.7	40.2	32.8	11.2
Black	38.0	46.6	14.4	1.0	51.7	38.4	9.4	0.5
Hispanic	30.6	45.9	21.9	1.6	35.8	45.1	16.4	2.7
Asian	11.3	34.3	43.1	11.3	7.5	24.0	36.8	31.7
Native Hawaiian/Pacific Islander								
American Indian								

Grade 8 - Limited-English-Proficient

Levels	Reading				Mathematics			
	1	2	3	4	1	2	3	4
	67.9	29.9	2.2	0.0	69.5	27.0	3.2	0.0

Grade 8 - Students with Disabilities

Levels	Reading				Mathematics			
	1	2	3	4	1	2	3	4
	63.6	28.5	7.5	0.0	63.6	26.8	7.8	1.7

Grade 8 - Economically Disadvantaged

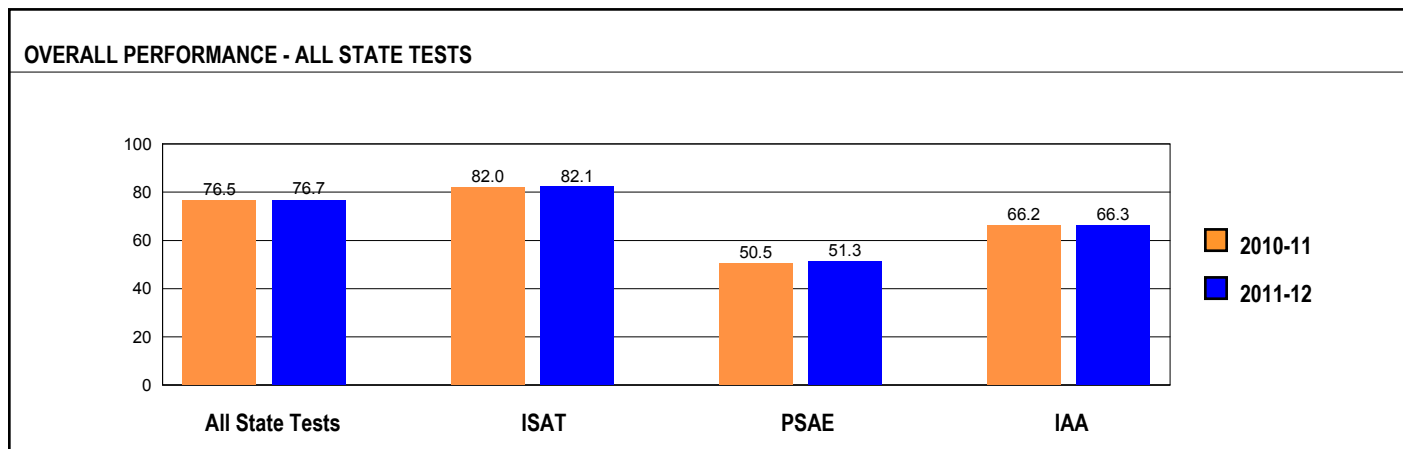
Levels	Reading				Mathematics			
	1	2	3	4	1	2	3	4
	34.4	47.0	17.8	0.9	39.3	43.7	15.0	2.1

Grade 8

NAEP PARTICIPATION RATES	Reading	Mathematics
Limited English Proficient Students	91.2	89.9
Student with Disabilities	90.2	84.6

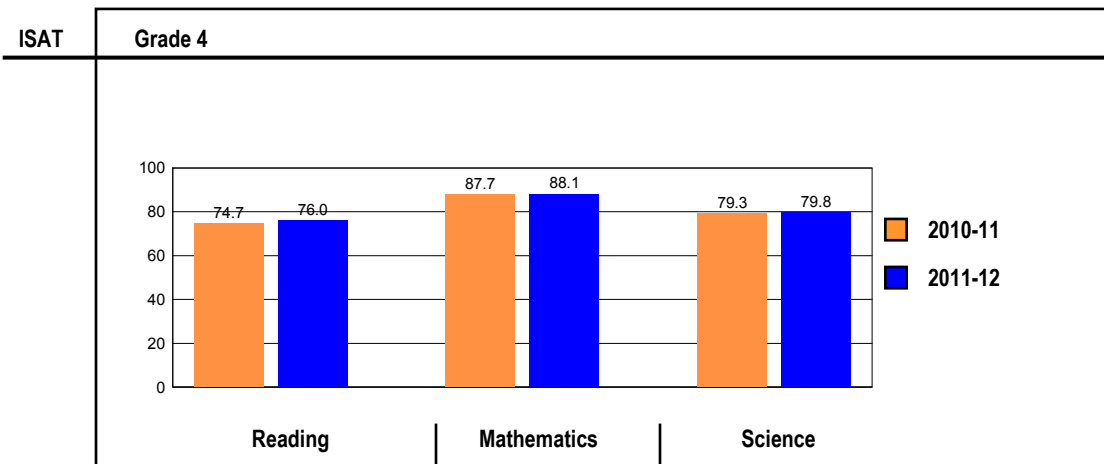
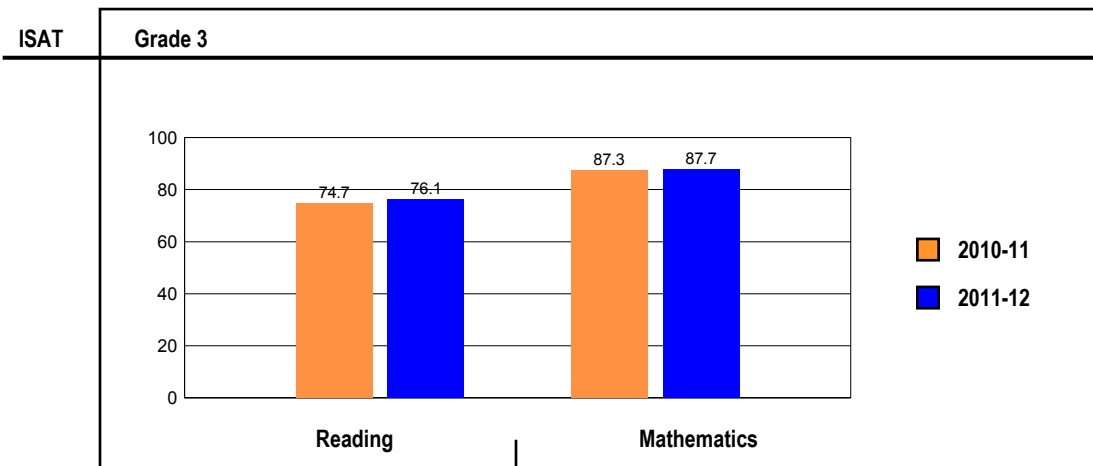
OVERALL STUDENT PERFORMANCE

These charts present the overall percentages of state test scores categorized as meeting or exceeding the Illinois Learning Standards for the state. They represent performance in reading, mathematics and science.



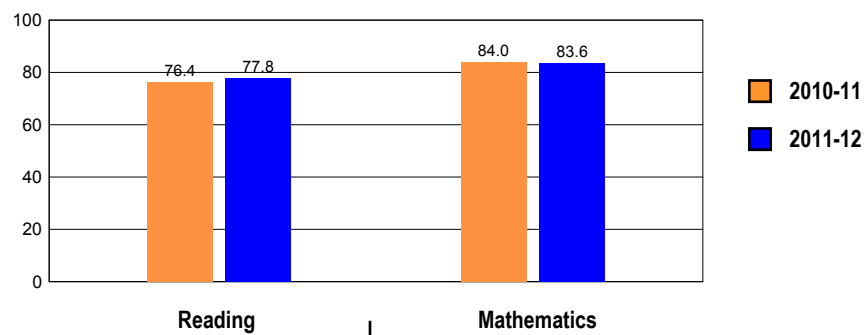
ILLINOIS STANDARDS ACHIEVEMENT TEST (ISAT) PERFORMANCE

These charts provide information on attainment of the Illinois Learning Standards. They show the percents of student scores meeting or exceeding Standards for the grades and subjects tested on ISAT.



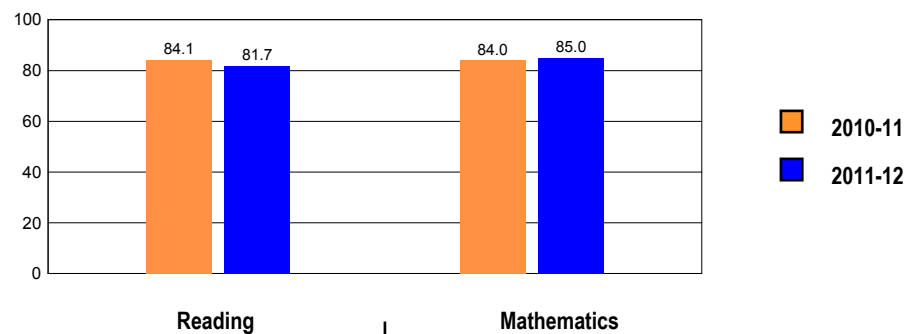
ISAT

Grade 5



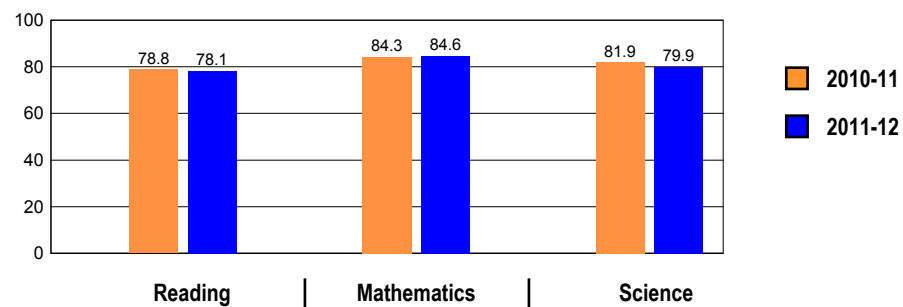
ISAT

Grade 6



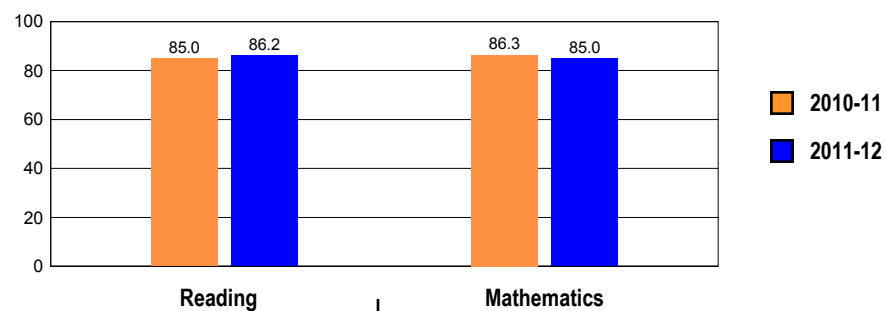
ISAT

Grade 7



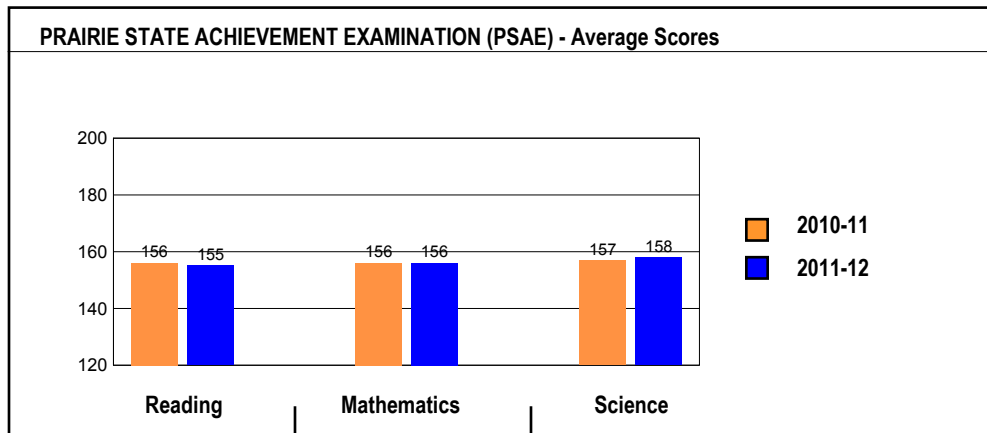
ISAT

Grade 8

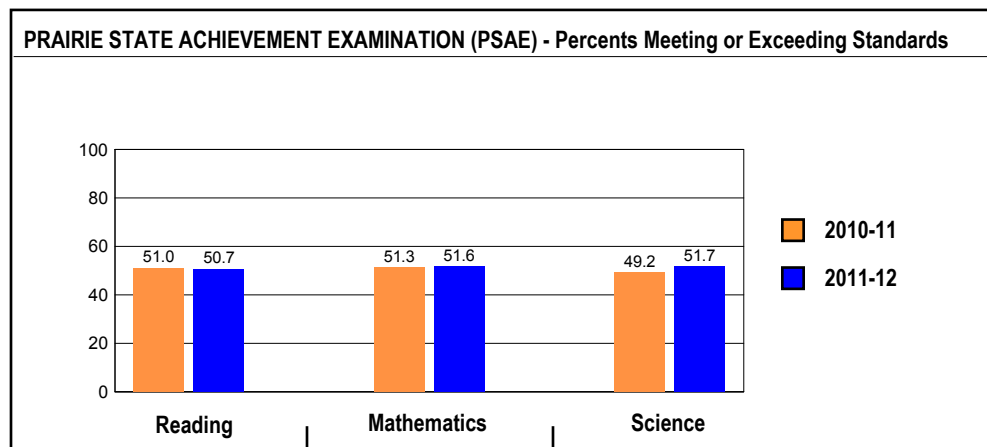


PRAIRIE STATE ACHIEVEMENT EXAMINATION (PSAE) PERFORMANCE

These charts provide information on attainment of the Illinois Learning Standards. They show the average scores and also the percents of student scores meeting or exceeding standards in reading, mathematics, and science on PSAE.



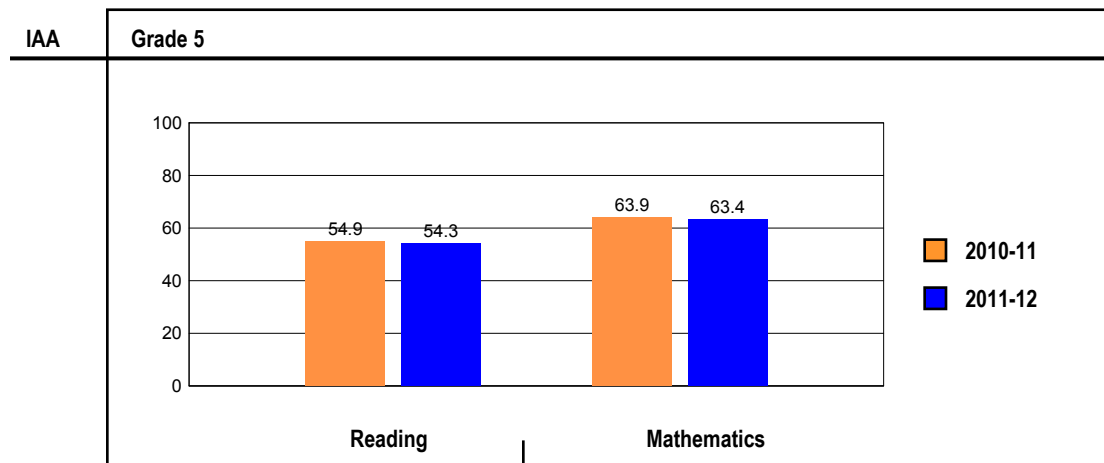
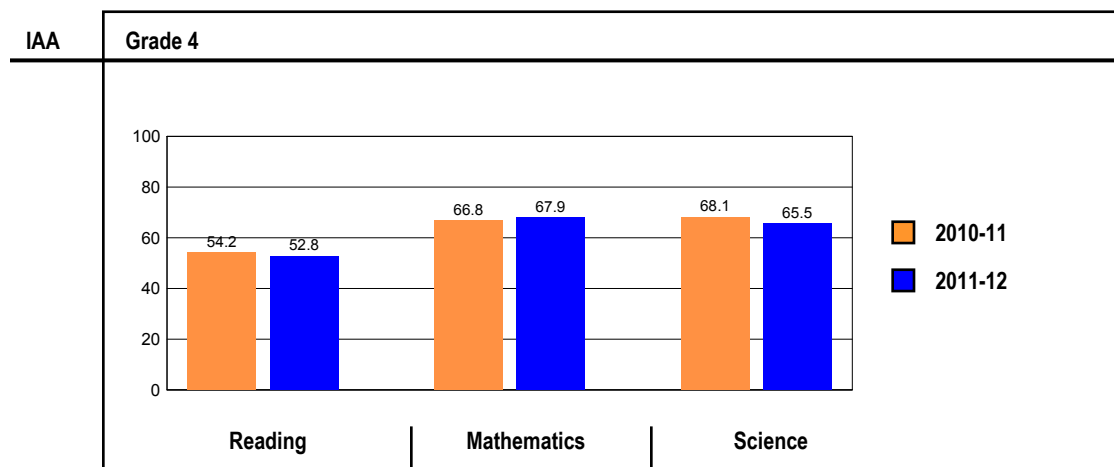
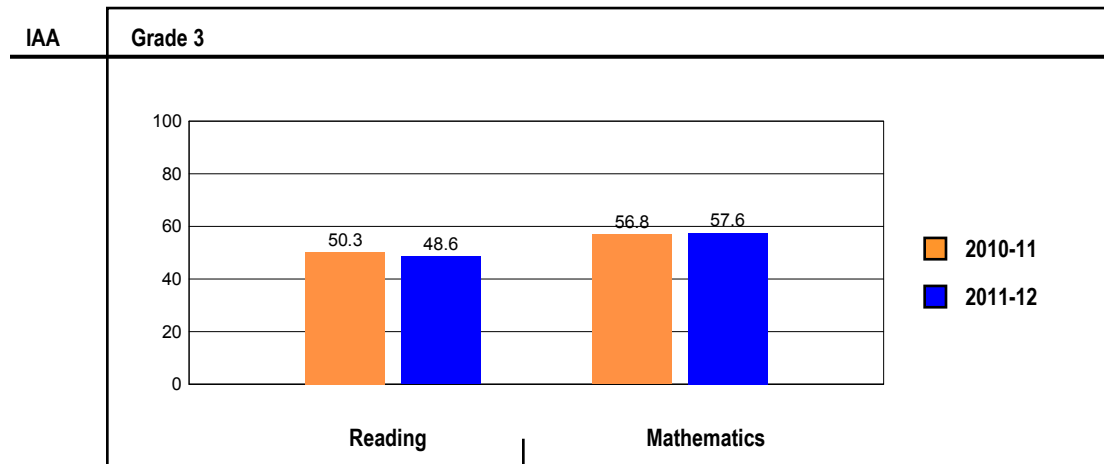
PSAE scores range from 120 to 200.



Number of students in the State with PSAE scores in 2012: 145,411

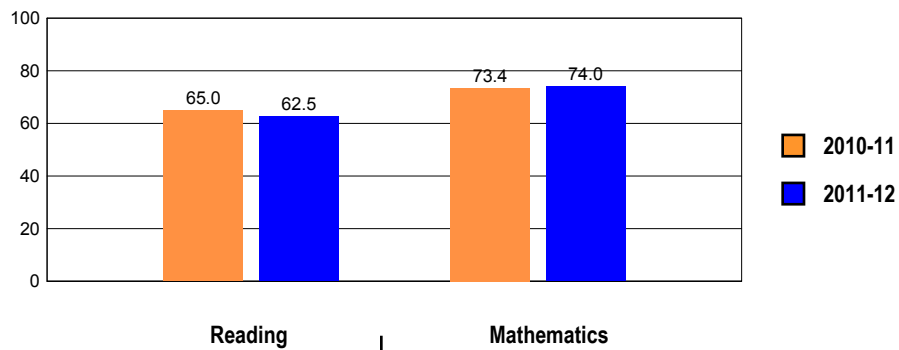
ILLINOIS ALTERNATE ASSESSMENT (IAA) PERFORMANCE

These charts provide information on attainment of the Illinois Learning Standards. They show the percents of student scores meeting or exceeding Standards for the grades and subjects tested on IAA.



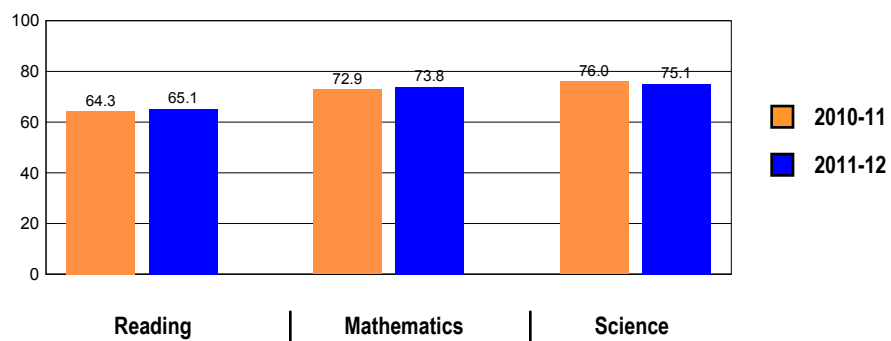
IAA

Grade 6



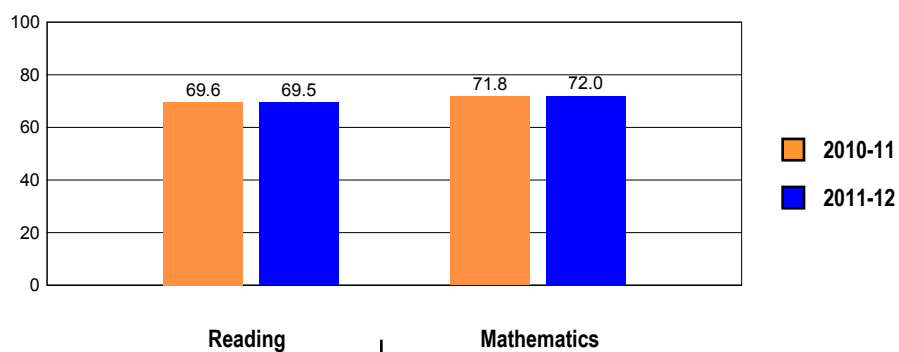
IAA

Grade 7



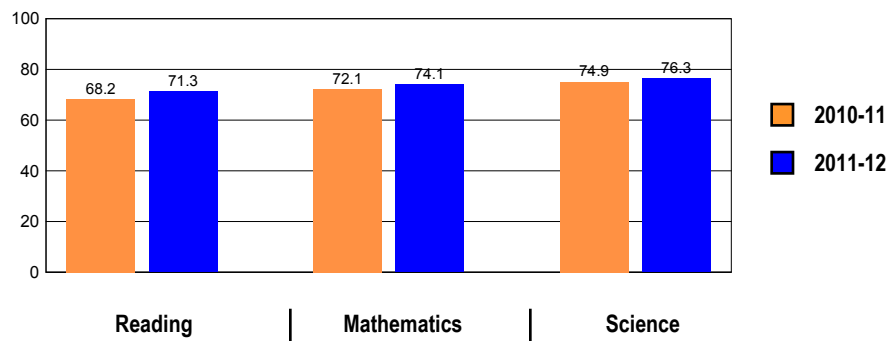
IAA

Grade 8



IAA

Grade 11



PERFORMANCE ON STATE ASSESSMENTS

Federal law requires that student achievement results for reading, mathematics, and science for schools providing Title I services be reported to the general public.

The Illinois Standards Achievement Test (ISAT) is administered to students in grades 3 through 8. The Prairie State Achievement Examination (PSAE) is administered to students in grade 11. The Illinois Alternate Assessment (IAA) is administered to students with disabilities whose Individualized Education Programs (IEPs) indicate that participation in the ISAT or PSAE would not be appropriate.

Students with disabilities have an IEP (No Child Left Behind Act). An IEP is a written plan for a child with a disability who is eligible to receive special education services under the Individuals with Disabilities Education Act.

Reading and Mathematics are tested in grades 3 through 8 and 11. Science is tested in grades 4, 7, and 11.

In order to protect students' identities, test data for groups of fewer than ten students are not reported.

PERCENTAGE OF STUDENTS NOT TESTED IN STATE TESTING PROGRAMS FOR READING															
		Gender			Racial/Ethnic Background							LEP	Migrant	Students with Disabilities	Economically Disadvantaged
		All	Male	Female	White	Black	Hispanic	Asian	Native Hawaiian/Pacific Islander	American Indian	Two or More Races				
	*Enrollment	1,072,304	548,690	523,352	547,900	192,977	251,440	45,188	977	3,177	29,968	75,031	261	146,113	531,157
	Reading	0.4	0.5	0.3	0.3	0.7	0.4	0.3	0.6	0.6	0.4	0.6	2.3	0.9	0.5

* Enrollment as reported during the testing windows for grades 3 - 8 and 11.

Number of LEP Students who have attended schools in the U.S. for less than 12 months and are not assessed on the State's reading/language arts test: 1385

PERCENTAGE OF STUDENTS NOT TESTED IN STATE TESTING PROGRAMS FOR MATHEMATICS															
		Gender			Racial/Ethnic Background							LEP	Migrant	Students with Disabilities	Economically Disadvantaged
		All	Male	Female	White	Black	Hispanic	Asian	Native Hawaiian/Pacific Islander	American Indian	Two or More Races				
	*Enrollment	1,073,764	549,462	524,040	548,234	193,064	252,013	45,638	983	3,180	29,975	76,502	271	146,133	532,214
	Mathematics	0.4	0.4	0.3	0.3	0.7	0.4	0.2	0.5	0.5	0.4	0.3	1.1	0.9	0.5

* Enrollment as reported during the testing windows for grades 3 - 8 and 11.

PERCENTAGE OF STUDENTS NOT TESTED IN STATE TESTING PROGRAMS FOR SCIENCE															
		Gender			Racial/Ethnic Background							LEP	Migrant	Students with Disabilities	Economically Disadvantaged
		All	Male	Female	White	Black	Hispanic	Asian	Native Hawaiian/Pacific Islander	American Indian	Two or More Races				
	*Enrollment	456,721	232,992	223,651	237,912	81,780	103,594	19,211	393	1,359	12,254	25,859	107	61,941	217,988
	Science	0.7	0.8	0.6	0.5	1.4	0.7	0.3	1.0	0.9	0.7	0.8	0.9	1.6	1.0

* Enrollment as reported during the testing windows for grades 4, 7, and 11.

ILLINOIS STANDARDS ACHIEVEMENT TEST (ISAT)

The following tables show the percentages of student scores in each of four performance levels. These levels were established with the help of Illinois educators who teach the grade levels and learning areas tested. Due to rounding, the sum of the percentages in the four performance levels may not always equal 100.

- Level 1 -- Academic Warning - Student work demonstrates limited knowledge and skills in the subject. Because of major gaps in learning, students apply knowledge and skills ineffectively.
- Level 2 -- Below Standards - Student work demonstrates basic knowledge and skills in the subject. However, because of gaps in learning, students apply knowledge and skills in limited ways.
- Level 3 -- Meets Standards - Student work demonstrates proficient knowledge and skills in the subject. Students effectively apply knowledge and skills to solve problems.
- Level 4 -- Exceeds Standards - Student work demonstrates advanced knowledge and skills in the subject. Students creatively apply knowledge and skills to solve problems and evaluate the results.

Grade 3

Grade 3 - All

Levels	Reading				Mathematics			
	1	2	3	4	1	2	3	4
	5.2	18.7	46.1	29.9	2.9	9.3	45.2	42.5

Grade 3 - Gender

Levels	Reading				Mathematics			
	1	2	3	4	1	2	3	4
Male	6.4	20.8	46.1	26.7	3.2	9.3	44.0	43.5
Female	3.9	16.6	46.2	33.3	2.6	9.4	46.6	41.4

Grade 3 - Racial/Ethnic Background

Levels	Reading				Mathematics			
	1	2	3	4	1	2	3	4
White	2.5	11.7	45.9	39.9	1.1	4.6	39.2	55.0
Black	9.3	28.3	46.9	15.4	7.1	17.9	53.8	21.2
Hispanic	8.3	28.0	47.6	16.1	3.8	13.8	54.7	27.7
Asian	2.0	7.4	36.7	53.9	1.0	3.0	25.1	70.8
Native Hawaiian/Pacific Islander	3.4	7.4	45.9	43.2	2.0	3.4	37.8	56.8
American Indian	3.9	24.8	45.1	26.2	2.0	12.3	51.0	34.8
Two or More Races	3.7	15.0	46.7	34.6	2.0	7.9	44.0	46.1

Grade 3 - Limited-English-Proficient

Levels	Reading				Mathematics			
	1	2	3	4	1	2	3	4
	12.3	38.7	43.0	6.1	5.4	18.7	58.3	17.6

Grade 3 - Migrant

Levels	Reading				Mathematics			
	1	2	3	4	1	2	3	4
	16.7	35.7	40.5	7.1	7.1	21.4	52.4	19.0

Grade 3 - Students with Disabilities

Levels	Reading				Mathematics			
	1	2	3	4	1	2	3	4
IEP	21.1	37.1	31.6	10.3	9.9	21.0	48.6	20.5
Non-IEP	3.0	16.2	48.2	32.7	1.9	7.7	44.8	45.6

Grade 3 - Economically Disadvantaged

Levels	Reading				Mathematics			
	1	2	3	4	1	2	3	4
Free/Reduced Price Lunch	8.3	27.4	48.5	15.9	4.7	14.5	54.3	26.4
Not Eligible	1.7	9.1	43.5	45.7	0.9	3.5	35.1	60.5

Grade 4**Grade 4 - All**

Levels	Reading				Mathematics				Science			
	1	2	3	4	1	2	3	4	1	2	3	4
	1.0	23.0	47.1	28.9	1.2	10.7	57.1	31.0	2.6	17.6	59.7	20.1

Grade 4 - Gender

Levels	Reading				Mathematics				Science			
	1	2	3	4	1	2	3	4	1	2	3	4
Male	1.3	26.7	46.8	25.2	1.5	11.4	56.0	31.1	2.9	17.4	57.4	22.3
Female	0.6	19.2	47.4	32.8	0.9	9.9	58.4	30.8	2.3	17.9	62.0	17.8

Grade 4 - Racial/Ethnic Background

Levels	Reading				Mathematics				Science			
	1	2	3	4	1	2	3	4	1	2	3	4
White	0.5	14.3	46.9	38.3	0.6	6.0	53.6	39.8	1.0	9.6	61.2	28.2
Black	2.0	39.0	45.6	13.5	3.0	20.9	61.8	14.3	6.1	33.8	54.1	6.0
Hispanic	1.3	32.3	50.0	16.4	1.4	14.5	64.7	19.4	3.8	24.6	61.8	9.9
Asian	0.4	9.1	38.2	52.3	0.6	3.3	35.9	60.2	1.4	7.3	52.6	38.7
Native Hawaiian/Pacific Islander	0.8	14.4	48.8	36.0	0.0	6.3	50.0	43.8	0.8	13.4	58.3	27.6
American Indian	1.0	25.5	51.6	22.0	1.4	10.5	64.2	23.9	3.3	21.5	60.4	14.8
Two or More Races	0.6	19.4	46.7	33.3	0.8	9.1	55.8	34.3	1.9	15.1	58.6	24.4

Grade 4 - Limited-English-Proficient

Levels	Reading				Mathematics				Science			
	1	2	3	4	1	2	3	4	1	2	3	4
	2.8	58.7	35.6	3.0	3.1	27.3	62.6	7.0	8.8	41.8	47.5	1.9

Grade 4 - Migrant

Levels	Reading				Mathematics				Science			
	1	2	3	4	1	2	3	4	1	2	3	4
	5.9	47.1	44.1	2.9	5.4	32.4	56.8	5.4	10.8	40.5	48.6	0.0

Grade 4 - Students with Disabilities

Levels	Reading				Mathematics				Science			
	1	2	3	4	1	2	3	4	1	2	3	4
IEP	5.3	55.8	30.7	8.2	6.1	29.7	53.2	11.0	7.7	34.4	49.9	8.1
Non-IEP	0.3	18.2	49.5	32.0	0.5	7.9	57.7	33.9	1.9	15.2	61.1	21.8

Grade 4 - Economically Disadvantaged

Levels	Reading				Mathematics				Science			
	1	2	3	4	1	2	3	4	1	2	3	4
Free/Reduced Price Lunch	1.6	34.2	49.0	15.2	2.0	16.5	64.2	17.4	4.3	26.7	59.7	9.4
Not Eligible	0.3	10.9	45.1	43.7	0.4	4.5	49.5	45.6	0.8	7.9	59.7	31.6

Grade 5**Grade 5 - All**

Levels	Reading				Mathematics			
	1	2	3	4	1	2	3	4
	0.2	22.0	47.2	30.6	0.6	15.7	65.9	17.7

Grade 5 - Gender

Levels	Reading				Mathematics			
	1	2	3	4	1	2	3	4
Male	0.2	25.5	47.4	26.9	0.8	16.8	64.3	18.1
Female	0.1	18.4	47.0	34.5	0.5	14.6	67.6	17.2

Grade 5 - Racial/Ethnic Background

Levels	Reading				Mathematics			
	1	2	3	4	1	2	3	4
White	0.1	12.7	46.3	41.0	0.3	9.1	66.6	24.0
Black	0.4	38.1	48.0	13.5	1.5	30.3	63.1	5.1
Hispanic	0.2	32.5	49.8	17.5	0.8	21.0	69.6	8.6
Asian	0.1	9.2	39.1	51.7	0.3	5.3	49.5	44.9
Native Hawaiian/Pacific Islander	0.0	12.6	50.5	36.9	0.0	9.1	69.1	21.8
American Indian	0.2	26.3	53.8	19.6	0.5	20.6	67.2	11.7
Two or More Races	0.2	16.5	46.9	36.4	0.5	13.1	64.9	21.4

Grade 5 - Limited-English-Proficient

Levels	Reading				Mathematics			
	1	2	3	4	1	2	3	4
	0.7	69.2	28.0	2.1	2.3	42.3	53.4	2.0

Grade 5 - Migrant

Levels	Reading				Mathematics			
	1	2	3	4	1	2	3	4
	0.0	41.0	46.2	12.8	2.3	27.3	68.2	2.3

Grade 5 - Students with Disabilities

Levels	Reading				Mathematics			
	1	2	3	4	1	2	3	4
IEP	0.9	60.2	31.5	7.3	3.2	42.7	49.4	4.7
Non-IEP	0.1	16.5	49.5	34.0	0.3	11.8	68.3	19.6

Grade 5 - Economically Disadvantaged

Levels	Reading				Mathematics			
	1	2	3	4	1	2	3	4
Free/Reduced Price Lunch	0.3	33.5	49.7	16.5	1.0	24.0	67.6	7.4
Not Eligible	0.1	10.0	44.5	45.5	0.2	7.1	64.2	28.4

Grade 6**Grade 6 - All**

Levels	Reading				Mathematics			
	1	2	3	4	1	2	3	4
	0.2	18.1	56.5	25.2	0.4	14.6	58.9	26.0

Grade 6 - Gender

Levels	Reading				Mathematics			
	1	2	3	4	1	2	3	4
Male	0.3	21.2	55.3	23.1	0.5	15.8	56.8	26.9
Female	0.1	14.8	57.8	27.3	0.3	13.4	61.2	25.1

Grade 6 - Racial/Ethnic Background

Levels	Reading				Mathematics			
	1	2	3	4	1	2	3	4
White	0.1	10.9	55.2	33.7	0.2	8.3	57.2	34.4
Black	0.4	32.3	57.3	10.0	1.0	28.0	61.3	9.7
Hispanic	0.2	24.8	61.0	13.9	0.5	19.7	64.8	15.0
Asian	0.1	6.6	45.3	48.0	0.1	4.8	38.6	56.5
Native Hawaiian/Pacific Islander	0.0	9.6	57.4	33.1	0.0	7.3	56.9	35.8
American Indian	0.2	23.4	55.6	20.8	0.8	19.0	59.1	21.2
Two or More Races	0.3	14.6	54.3	30.8	0.3	13.1	57.5	29.1

Grade 6 - Limited-English-Proficient

Levels	Reading				Mathematics			
	1	2	3	4	1	2	3	4
	1.0	63.2	34.6	1.3	1.8	46.4	49.2	2.7

Grade 6 - Migrant

Levels	Reading				Mathematics			
	1	2	3	4	1	2	3	4
	2.3	51.2	44.2	2.3	4.4	46.7	48.9	0.0

Grade 6 - Students with Disabilities

Levels	Reading				Mathematics			
	1	2	3	4	1	2	3	4
IEP	1.2	56.2	37.4	5.2	2.3	45.3	46.6	5.9
Non-IEP	0.1	12.6	59.3	28.1	0.1	10.2	60.7	28.9

Grade 6 - Economically Disadvantaged

Levels	Reading				Mathematics			
	1	2	3	4	1	2	3	4
Free/Reduced Price Lunch	0.3	27.7	59.7	12.3	0.7	22.5	63.8	13.0
Not Eligible	0.1	8.1	53.3	38.5	0.1	6.5	53.9	39.5

Grade 7**Grade 7 - All**

Levels	Reading				Mathematics				Science			
	1	2	3	4	1	2	3	4	1	2	3	4
	0.4	21.5	58.0	20.1	1.4	14.0	53.5	31.1	8.6	11.6	54.6	25.3

Grade 7 - Gender

Levels	Reading				Mathematics				Science			
	1	2	3	4	1	2	3	4	1	2	3	4
Male	0.6	25.0	56.9	17.5	1.8	15.6	51.6	31.0	10.0	11.7	51.3	26.9
Female	0.2	17.8	59.3	22.7	1.0	12.3	55.6	31.1	7.0	11.4	58.1	23.5

Grade 7 - Racial/Ethnic Background

Levels	Reading				Mathematics				Science			
	1	2	3	4	1	2	3	4	1	2	3	4
White	0.2	13.9	58.9	27.0	0.8	9.0	50.8	39.4	4.4	7.1	53.1	35.5
Black	0.9	36.6	54.6	7.9	2.9	25.9	57.1	14.1	17.4	20.4	54.5	7.7
Hispanic	0.5	29.2	59.7	10.7	1.6	17.9	60.7	19.8	12.1	16.1	59.7	12.1
Asian	0.2	8.5	53.6	37.7	0.7	3.6	32.0	63.8	3.3	4.6	47.0	45.1
Native Hawaiian/Pacific Islander	0.0	17.1	57.7	25.2	0.9	4.5	55.4	39.3	8.0	6.3	59.8	25.9
American Indian	0.0	23.6	60.1	16.2	1.5	16.2	56.0	26.3	9.1	12.7	58.1	20.1
Two or More Races	0.2	18.4	57.4	24.0	1.2	12.6	52.3	33.9	7.1	10.5	51.6	30.8

Grade 7 - Limited-English-Proficient

Levels	Reading				Mathematics				Science			
	1	2	3	4	1	2	3	4	1	2	3	4
	1.9	68.3	29.3	0.4	5.2	40.4	49.9	4.5	34.3	30.3	34.4	1.0

Grade 7 - Migrant

Levels	Reading				Mathematics				Science			
	1	2	3	4	1	2	3	4	1	2	3	4
	2.4	46.3	46.3	4.9	9.3	20.9	67.4	2.3	25.6	20.9	46.5	7.0

Grade 7 - Students with Disabilities

Levels	Reading				Mathematics				Science			
	1	2	3	4	1	2	3	4	1	2	3	4
IEP	2.4	61.0	33.3	3.3	7.7	44.0	42.2	6.1	28.6	24.5	40.8	6.1
Non-IEP	0.1	15.8	61.6	22.5	0.5	9.7	55.2	34.7	5.7	9.7	56.6	28.0

Grade 7 - Economically Disadvantaged

Levels	Reading				Mathematics				Science			
	1	2	3	4	1	2	3	4	1	2	3	4
Free/Reduced Price Lunch	0.7	32.2	57.8	9.4	2.2	21.3	59.2	17.2	13.7	17.3	57.4	11.6
Not Eligible	0.1	11.1	58.3	30.5	0.6	6.8	47.9	44.6	3.5	6.0	51.9	38.6

Grade 8**Grade 8 - All**

Levels	Reading				Mathematics			
	1	2	3	4	1	2	3	4
	0.1	13.6	76.1	10.1	0.3	14.7	52.4	32.6

Grade 8 - Gender

Levels	Reading				Mathematics			
	1	2	3	4	1	2	3	4
Male	0.2	17.2	74.3	8.3	0.4	16.8	50.1	32.7
Female	0.1	10.0	78.0	12.0	0.2	12.5	54.7	32.5

Grade 8 - Racial/Ethnic Background

Levels	Reading				Mathematics			
	1	2	3	4	1	2	3	4
White	0.1	9.1	77.0	13.8	0.2	9.4	48.8	41.5
Black	0.3	23.6	73.3	2.8	0.7	27.6	58.1	13.7
Hispanic	0.1	17.3	77.6	4.9	0.3	18.1	59.7	21.9
Asian	0.0	5.2	70.1	24.7	0.1	4.7	32.0	63.2
Native Hawaiian/Pacific Islander	0.0	9.6	78.1	12.4	0.6	7.3	50.0	42.1
American Indian	0.2	19.0	73.4	7.4	1.1	21.0	53.2	24.8
Two or More Races	0.1	13.5	74.5	11.9	0.3	14.9	51.0	33.9

Grade 8 - Limited-English-Proficient

Levels	Reading				Mathematics			
	1	2	3	4	1	2	3	4
	0.5	50.5	48.8	0.2	1.1	43.9	50.0	5.0

Grade 8 - Migrant

Levels	Reading				Mathematics			
	1	2	3	4	1	2	3	4
	0.0	51.7	48.3	0.0	3.3	40.0	56.7	0.0

Grade 8 - Students with Disabilities

Levels	Reading				Mathematics			
	1	2	3	4	1	2	3	4
IEP	0.9	50.8	47.2	1.1	2.0	50.6	41.6	5.9
Non-IEP	0.0	8.3	80.3	11.4	0.1	9.6	53.9	36.4

Grade 8 - Economically Disadvantaged

Levels	Reading				Mathematics			
	1	2	3	4	1	2	3	4
Free/Reduced Price Lunch	0.2	20.8	75.1	3.9	0.5	22.5	59.0	18.1
Not Eligible	0.1	7.0	77.0	15.9	0.2	7.5	46.2	46.2

PRAIRIE STATE ACHIEVEMENT EXAMINATION (PSAE)

The following tables show the percentages of student scores in each of four performance levels. These levels were established with the help of Illinois educators who teach the grade levels and learning areas tested. Due to rounding, the sum of the percentages in the four performance levels may not always equal 100.

- Level 1 -- Academic Warning - Student work demonstrates limited knowledge and skills in the subject. Because of major gaps in learning, students apply knowledge and skills ineffectively.
- Level 2 -- Below Standards - Student work demonstrates basic knowledge and skills in the subject. However, because of gaps in learning, students apply knowledge and skills in limited ways.
- Level 3 -- Meets Standards - Student work demonstrates proficient knowledge and skills in the subject. Students effectively apply knowledge and skills to solve problems.
- Level 4 -- Exceeds Standards - Student work demonstrates advanced knowledge and skills in the subject. Students creatively apply knowledge and skills to solve problems and evaluate the results.

Grade 11**Grade 11 - All**

Levels	Reading				Mathematics				Science			
	1	2	3	4	1	2	3	4	1	2	3	4
	9.9	39.4	41.6	9.0	10.7	37.7	42.2	9.4	8.8	39.6	41.1	10.6

Grade 11 - Gender

Levels	Reading				Mathematics				Science			
	1	2	3	4	1	2	3	4	1	2	3	4
Male	12.2	40.1	39.7	8.0	11.2	35.4	42.2	11.2	9.0	36.2	41.5	13.3
Female	7.6	38.8	43.6	10.0	10.2	40.0	42.3	7.5	8.5	42.9	40.7	7.9

Grade 11 - Racial/Ethnic Background

Levels	Reading				Mathematics				Science			
	1	2	3	4	1	2	3	4	1	2	3	4
White	5.7	30.6	50.8	12.9	5.6	29.8	51.7	12.9	4.3	29.2	51.3	15.2
Black	19.1	56.6	22.8	1.5	25.4	53.8	20.1	0.8	20.6	60.0	18.4	1.0
Hispanic	14.7	51.9	30.6	2.8	13.9	49.9	33.6	2.6	12.1	54.6	30.4	2.9
Asian	6.5	27.3	49.0	17.1	4.0	18.5	48.7	28.8	4.6	22.5	49.2	23.7
Native Hawaiian/Pacific Islander	8.5	42.3	37.3	12.0	9.9	34.5	47.2	8.5	9.2	39.4	43.0	8.5
American Indian	10.6	43.4	40.1	5.9	10.4	41.3	43.6	4.7	9.0	48.3	36.6	6.1
Two or More Races	7.2	37.1	44.4	11.3	8.7	37.2	43.1	11.0	7.2	36.7	43.2	12.9

Grade 11 - Limited-English-Proficient

Levels	Reading				Mathematics				Science			
	1	2	3	4	1	2	3	4	1	2	3	4
	56.6	40.5	2.8	0.1	42.5	46.3	10.4	0.8	42.7	51.5	5.7	0.1

Grade 11 - Migrant

Levels	Reading				Mathematics				Science			
	1	2	3	4	1	2	3	4	1	2	3	4
	53.8	42.3	3.8	0.0	46.2	50.0	3.8	0.0	30.8	65.4	3.8	0.0

Grade 11 - Students with Disabilities

Levels	Reading				Mathematics				Science			
	1	2	3	4	1	2	3	4	1	2	3	4
IEP	41.0	42.7	14.4	2.0	45.7	41.1	11.9	1.3	36.9	48.2	12.6	2.3
Non-IEP	5.9	39.0	45.1	9.9	6.2	37.3	46.1	10.4	5.2	38.5	44.7	11.6

Grade 11 - Economically Disadvantaged

Levels	Reading				Mathematics				Science			
	1	2	3	4	1	2	3	4	1	2	3	4
Free/Reduced Price Lunch	16.9	52.3	28.4	2.3	18.7	51.1	28.4	1.9	15.8	55.5	26.5	2.3
Not Eligible	5.1	30.6	50.7	13.6	5.2	28.6	51.7	14.5	4.0	28.7	51.1	16.3

ILLINOIS ALTERNATE ASSESSMENT (IAA)

The Illinois Alternate Assessment (IAA) is administered to students with disabilities whose Individualized Education Programs (IEPs) indicate that participation in the ISAT or PSAE would not be appropriate. The table below presents the percentages of student scores in each of four performance levels.

- Level 1 -- Entry - Students do not demonstrate knowledge and skills in the subject through links to the Illinois Learning Standards.
- Level 2 --Foundational - Students demonstrate emerging knowledge and skills in the subject as linked to the Illinois Learning Standards. Students exhibit an ability to reproduce knowledge and skills.
- Level 3 -- Satisfactory - Students demonstrate basic knowledge and skills in the subject through links to the Illinois Learning Standards. Students exhibit an ability to associate their knowledge and skills.
- Level 4 -- Mastery - Students demonstrate knowledge and skills in the subject through links to the Illinois Learning Standards. Students exhibit the ability to apply their knowledge and skills.

Grade 3**Grade 3 - All**

Levels	Reading				Mathematics			
	1	2	3	4	1	2	3	4
	19.3	32.1	37.8	10.8	22.9	19.4	33.2	24.4

Grade 3 - Gender

Levels	Reading				Mathematics			
	1	2	3	4	1	2	3	4
Male	19.1	31.7	38.2	11.0	22.0	18.6	33.4	25.9
Female	19.6	33.1	37.0	10.3	24.5	21.3	32.8	21.5

Grade 3 - Racial/Ethnic Background

Levels	Reading				Mathematics			
	1	2	3	4	1	2	3	4
White	17.1	33.6	37.9	11.3	20.2	19.7	34.9	25.2
Black	21.6	29.9	38.1	10.4	25.4	17.8	33.1	23.7
Hispanic	19.5	31.2	38.9	10.4	23.5	20.4	31.4	24.7
Asian	27.6	39.5	27.6	5.3	36.8	19.7	27.6	15.8
Native Hawaiian/Pacific Islander								
American Indian								
Two or More Races	18.3	25.0	40.0	16.7	20.0	20.0	28.3	31.7

Grade 3 - Limited-English-Proficient

Levels	Reading				Mathematics			
	1	2	3	4	1	2	3	4
	21.6	33.3	36.4	8.7	24.9	24.2	32.8	18.1

Grade 3 - Economically Disadvantaged

Levels	Reading				Mathematics			
	1	2	3	4	1	2	3	4
Free/Reduced Price Lunch	17.5	30.1	40.1	12.4	22.0	18.1	33.8	26.1
Not Eligible	21.9	34.8	34.6	8.7	24.2	21.2	32.4	22.2

Grade 4**Grade 4 - All**

Levels	Reading				Mathematics				Science			
	1	2	3	4	1	2	3	4	1	2	3	4
	21.2	26.1	36.3	16.5	16.0	16.1	46.6	21.3	13.0	21.5	26.4	39.1

Grade 4 - Gender

Levels	Reading				Mathematics				Science			
	1	2	3	4	1	2	3	4	1	2	3	4
Male	21.6	26.0	35.3	17.1	16.5	15.1	45.8	22.6	13.0	20.8	26.7	39.5
Female	20.3	26.2	38.3	15.2	14.7	18.4	48.5	18.4	12.8	23.1	25.9	38.2

Grade 4 - Racial/Ethnic Background

Levels	Reading				Mathematics				Science			
	1	2	3	4	1	2	3	4	1	2	3	4
White	21.4	23.8	38.2	16.6	15.6	17.4	45.2	21.8	11.8	23.2	24.5	40.5
Black	21.9	27.3	32.3	18.5	16.6	16.2	45.6	21.6	14.9	19.7	27.2	38.2
Hispanic	20.5	28.9	35.7	14.9	16.5	14.3	48.2	21.1	13.3	19.4	28.3	39.1
Asian	18.8	36.2	39.1	5.8	12.9	15.7	60.0	11.4	11.4	30.0	35.7	22.9
Native Hawaiian/Pacific Islander												
American Indian												
Two or More Races	19.2	19.2	38.5	23.1	17.3	7.7	50.0	25.0	15.4	11.5	28.8	44.2

Grade 4 - Limited-English-Proficient

Levels	Reading				Mathematics				Science			
	1	2	3	4	1	2	3	4	1	2	3	4
	18.0	34.2	34.6	13.2	15.4	15.4	51.8	17.5	13.6	17.1	29.8	39.5

Grade 4 - Economically Disadvantaged

Levels	Reading				Mathematics				Science			
	1	2	3	4	1	2	3	4	1	2	3	4
Free/Reduced Price Lunch	17.8	25.8	36.9	19.5	13.7	14.2	47.9	24.1	11.6	18.6	26.6	43.2
Not Eligible	25.2	26.5	35.5	12.9	18.7	18.4	45.0	17.8	14.7	24.9	26.2	34.2

Grade 5**Grade 5 - All**

Levels	Reading				Mathematics			
	1	2	3	4	1	2	3	4
	22.0	23.7	22.4	31.9	13.7	23.0	44.3	19.1

Grade 5 - Gender

Levels	Reading				Mathematics			
	1	2	3	4	1	2	3	4
Male	22.9	22.5	22.9	31.7	13.4	23.4	43.7	19.6
Female	20.2	26.1	21.5	32.2	14.3	22.3	45.3	18.1

Grade 5 - Racial/Ethnic Background

Levels	Reading				Mathematics			
	1	2	3	4	1	2	3	4
White	17.8	23.4	23.5	35.2	10.7	23.1	47.4	18.8
Black	26.1	23.1	20.2	30.6	16.6	21.7	40.1	21.7
Hispanic	25.7	24.7	19.7	29.9	15.8	24.3	41.3	18.8
Asian	26.8	26.8	31.0	15.5	16.9	32.4	38.0	12.7
Native Hawaiian/Pacific Islander								
American Indian								
Two or More Races	20.8	26.4	28.3	24.5	17.0	11.3	56.6	15.1

Grade 5 - Limited-English-Proficient

Levels	Reading				Mathematics			
	1	2	3	4	1	2	3	4
	18.2	29.9	22.1	29.9	13.5	23.9	43.5	19.1

Grade 5 - Economically Disadvantaged

Levels	Reading				Mathematics			
	1	2	3	4	1	2	3	4
Free/Reduced Price Lunch	19.9	22.8	22.9	34.5	11.7	20.5	45.9	21.9
Not Eligible	25.1	25.1	21.7	28.2	16.4	26.5	41.9	15.1

Grade 6**Grade 6 - All**

Levels	Reading				Mathematics			
	1	2	3	4	1	2	3	4
	14.3	23.2	36.0	26.5	11.2	14.8	36.6	37.4

Grade 6 - Gender

Levels	Reading				Mathematics			
	1	2	3	4	1	2	3	4
Male	13.5	23.2	36.2	27.0	10.5	14.3	36.7	38.5
Female	16.1	22.9	35.5	25.4	12.8	15.8	36.1	35.3

Grade 6 - Racial/Ethnic Background

Levels	Reading				Mathematics			
	1	2	3	4	1	2	3	4
White	13.9	22.3	36.0	27.8	9.9	14.0	37.0	39.1
Black	14.9	21.8	34.2	29.0	13.3	12.1	36.6	38.1
Hispanic	13.7	25.6	38.3	22.4	12.1	16.7	36.1	35.0
Asian	18.5	33.3	33.3	14.8	13.6	25.9	35.8	24.7
Native Hawaiian/Pacific Islander								
American Indian								
Two or More Races	15.8	15.8	38.6	29.8	10.5	17.5	31.6	40.4

Grade 6 - Limited-English-Proficient

Levels	Reading				Mathematics			
	1	2	3	4	1	2	3	4
	12.8	24.4	38.3	24.4	8.3	15.6	37.8	38.3

Grade 6 - Economically Disadvantaged

Levels	Reading				Mathematics			
	1	2	3	4	1	2	3	4
Free/Reduced Price Lunch	12.4	20.8	35.6	31.2	9.3	13.5	35.2	41.9
Not Eligible	16.9	26.3	36.6	20.3	13.7	16.4	38.4	31.5

Grade 7**Grade 7 - All**

Levels	Reading				Mathematics				Science			
	1	2	3	4	1	2	3	4	1	2	3	4
	14.0	20.9	38.8	26.3	14.2	12.0	43.0	30.8	8.1	16.8	32.2	42.9

Grade 7 - Gender

Levels	Reading				Mathematics				Science			
	1	2	3	4	1	2	3	4	1	2	3	4
Male	14.5	21.4	39.1	24.9	14.1	12.1	42.1	31.7	8.3	17.5	31.4	42.7
Female	13.1	19.8	38.3	28.8	14.2	11.9	44.7	29.2	7.7	15.5	33.6	43.3

Grade 7 - Racial/Ethnic Background

Levels	Reading				Mathematics				Science			
	1	2	3	4	1	2	3	4	1	2	3	4
White	13.2	20.7	38.0	28.0	12.5	13.3	42.8	31.4	6.9	17.7	30.8	44.6
Black	14.7	19.2	40.2	25.9	15.1	11.7	40.9	32.3	8.9	15.1	33.2	42.8
Hispanic	14.4	23.7	38.3	23.7	16.2	10.3	46.5	27.0	9.3	17.5	35.8	37.4
Asian	17.9	26.8	32.1	23.2	16.1	5.4	46.4	32.1	12.5	10.7	33.9	42.9
Native Hawaiian/Pacific Islander												
American Indian												
Two or More Races	14.6	7.3	53.7	24.4	14.6	12.2	36.6	36.6	4.8	19.0	16.7	59.5

Grade 7 - Limited-English-Proficient

Levels	Reading				Mathematics				Science			
	1	2	3	4	1	2	3	4	1	2	3	4
	15.3	22.6	41.1	21.1	15.8	8.9	47.9	27.4	11.6	14.3	43.9	30.2

Grade 7 - Economically Disadvantaged

Levels	Reading				Mathematics				Science			
	1	2	3	4	1	2	3	4	1	2	3	4
Free/Reduced Price Lunch	10.5	19.6	40.5	29.5	10.6	10.5	45.4	33.6	6.1	13.4	33.4	47.1
Not Eligible	18.4	22.4	36.8	22.3	18.6	13.9	40.0	27.5	10.5	21.0	30.7	37.8

Grade 8**Grade 8 - All**

Levels	Reading				Mathematics			
	1	2	3	4	1	2	3	4
	14.6	15.8	39.0	30.5	10.5	17.5	37.4	34.6

Grade 8 - Gender

Levels	Reading				Mathematics			
	1	2	3	4	1	2	3	4
Male	13.7	16.1	39.0	31.2	9.7	17.4	35.7	37.2
Female	16.5	15.4	39.0	29.1	11.9	17.7	40.7	29.7

Grade 8 - Racial/Ethnic Background

Levels	Reading				Mathematics			
	1	2	3	4	1	2	3	4
White	14.2	14.0	39.7	32.0	9.3	16.5	37.0	37.2
Black	14.1	16.3	40.4	29.3	10.6	17.6	38.6	33.2
Hispanic	14.5	19.2	37.8	28.5	11.0	20.8	36.2	32.1
Asian	23.8	25.4	28.6	22.2	22.2	17.5	36.5	23.8
Native Hawaiian/Pacific Islander								
American Indian								
Two or More Races	17.1	7.3	39.0	36.6	9.8	12.2	43.9	34.1

Grade 8 - Limited-English-Proficient

Levels	Reading				Mathematics			
	1	2	3	4	1	2	3	4
	17.5	23.0	35.0	24.6	12.6	23.6	34.1	29.7

Grade 8 - Economically Disadvantaged

Levels	Reading				Mathematics			
	1	2	3	4	1	2	3	4
Free/Reduced Price Lunch	11.4	15.5	40.9	32.2	8.6	16.1	37.5	37.8
Not Eligible	18.7	16.2	36.7	28.4	12.8	19.3	37.3	30.6

Grade 11**Grade 11 - All**

Levels	Reading				Mathematics				Science			
	1	2	3	4	1	2	3	4	1	2	3	4
	13.0	15.7	54.0	17.3	14.0	11.9	50.2	23.9	13.1	10.6	24.3	51.9

Grade 11 - Gender

Levels	Reading				Mathematics				Science			
	1	2	3	4	1	2	3	4	1	2	3	4
Male	13.7	16.5	53.0	16.8	14.4	11.9	49.8	23.9	12.9	10.6	23.9	52.6
Female	11.4	14.6	56.3	17.6	12.9	12.0	51.0	24.1	12.9	10.4	25.2	51.4

Grade 11 - Racial/Ethnic Background

Levels	Reading				Mathematics				Science			
	1	2	3	4	1	2	3	4	1	2	3	4
White	10.9	16.3	54.1	18.6	11.6	12.7	49.1	26.7	10.8	10.8	24.3	54.1
Black	14.7	14.7	53.6	17.0	16.1	10.7	52.3	20.8	15.6	9.0	24.1	51.3
Hispanic	15.9	13.5	59.0	11.6	16.7	11.1	50.7	21.6	14.0	11.6	25.9	48.5
Asian	10.5	26.3	46.1	17.1	10.5	13.2	55.3	21.1	11.8	14.5	30.3	43.4
Native Hawaiian/Pacific Islander												
American Indian												
Two or More Races	9.5	16.7	40.5	33.3	14.3	14.3	45.2	26.2	14.6	9.8	14.6	61.0

Grade 11 - Limited-English-Proficient

Levels	Reading				Mathematics				Science			
	1	2	3	4	1	2	3	4	1	2	3	4
	12.1	21.2	56.8	9.8	20.5	10.6	52.3	16.7	14.4	16.7	32.6	36.4

Grade 11 - Economically Disadvantaged

Levels	Reading				Mathematics				Science			
	1	2	3	4	1	2	3	4	1	2	3	4
Free/Reduced Price Lunch	11.1	13.1	58.2	17.6	12.1	10.7	52.7	24.5	10.8	8.7	24.6	55.9
Not Eligible	15.2	18.6	49.4	16.9	16.0	13.2	47.4	23.3	15.6	12.8	23.9	47.6

2012 ADEQUATE YEARLY PROGRESS (AYP) STATUS REPORT - STATE

Is the state making Adequate Yearly Progress (AYP)?	No
Is the state making AYP in Reading?	No
Is the state making AYP in Mathematics?	No

	Percent Tested on State Tests				Percent Meeting/Exceeding Standards *						Other Indicators			
	Reading		Mathematics		Reading			Mathematics			Attendance Rate		5-YEAR Graduation Rate	
	%	Met AYP	%	Met AYP	%	Safe Harbor Target **	Met AYP	%	Safe Harbor Target **	Met AYP	%	Met AYP	%	Met AYP
State AYP Minimum Target	95.0		95.0		85.0			85.0			91.0		82.0	
All	99.6	Yes	99.6	Yes	75.2		No	80.9		No	94.4	Yes	84.0	Yes
White	99.7	Yes	99.7	Yes	83.6		No	87.5		Yes				
Black	99.3	Yes	99.3	Yes	59.5	63.5	No	65.3	68.5	No	94.1		72.2	
Hispanic	99.6	Yes	99.6	Yes	66.2	69.0	No	75.8	78.0	No	95.7		78.8	
Asian	99.7	Yes	99.8	Yes	88.0		Yes	92.9		Yes				
Native Hawaiian/ Pacific Islander	99.4	Yes	99.5	Yes	81.8	82.5	Yes	87.1		Yes	95.9		94.5	
American Indian	99.4	Yes	99.5	Yes	71.5	72.1	Yes	77.4	78.7	No	95.0		83.7	
Two or More Races	99.6	Yes	99.6	Yes	79.6	81.2	No	83.6		No	95.0		83.9	
LEP	99.4	Yes	99.7	Yes	51.1	54.4	No	69.8	71.9	No	95.8		73.0	
Students with Disabilities	99.1	Yes	99.1	Yes	40.2	46.6	No	52.2	57.4	No	94.3		72.5	
Economically Disadvantaged	99.5	Yes	99.5	Yes	64.4	67.4	No	72.6	75.1	No	94.7		76.7	

Four Conditions Are Required For Making Adequate Yearly Progress (AYP):

1. At least 95% tested in reading and mathematics for every student group. If the current year participation rate is less than 95%, this condition may be met if the average of the current and preceding year rates is at least 95%, or if the average of the current and two preceding years is at least 95%. Only actual participation rates are printed. If the participation rate printed is less than 95% and yet this school makes AYP, it means that the 95% condition was met by averaging.
2. At least 85% meeting/exceeding standards in reading and mathematics for every group. For any group with less than 85% meeting/exceeding standards, a 95% confidence interval was applied. Subgroups may meet this condition through Safe Harbor provisions.***
3. At least 91% attendance rate and at least 82% graduation rate.

* The Full Academic Year provision does not apply at the state level.

** Safe Harbor Targets of 85% or above are not printed.

***Subgroups with fewer than 45 students are not reported. Safe Harbor only applies to subgroups of 45 or more. In order for Safe Harbor to apply, a subgroup must decrease by 10% the percentage of scores that did not meet standards from the previous year plus meet the other indicators (attendance rate for non-high schools and graduation rate for high schools) for the subgroup. For subgroups that do not meet their Safe Harbor Targets, a 75% confidence interval is applied. Safe Harbor allows schools an alternate method to meet subgroup minimum targets on achievement.

FEDERAL SCHOOL IMPROVEMENT STATUS

Below is a list of the Title I funded schools in the State that are in Federal School Improvement Status as defined by the federal No Child Left Behind Act of 2001. Out of 3,873 schools statewide, 2,553 are Title I schools of which 1,528 schools or 39.5 percent (of all the schools) are in Federal School Improvement Status.

District Name	School ID	School Name	Years in School Improvement
Addison SD 4	190220040021009	Indian Trail Jr High School	2
	190220040022002	Army Trail Elem School	4
	190220040022003	Fullerton Elem School	3
	190220040022004	Lake Park Elem School	2
	190220040022005	Lincoln Elem School	2
Allen-Otter Creek CCSD 65	350500650042001	Ransom Grade School	1
Alsip-Hazlgrn-Oaklwn SD 126	070161260022001	Hazelgreen Elem School	1
	070161260022002	Lane Elem School	1
	070161260022004	Stony Creek Elem School	1
Alton CUSD 11	410570110260001	Alton High School	3
	410570110261006	Alton Middle School	5
	410570110262007	Eunice Smith Elem School	2
	410570110262010	Gilson Brown Elem School	1
	410570110262015	Lewis & Clark Elem School	2
	410570110262024	Lovejoy Elem School	3
	410570110262028	West Elementary School	2
	410570110262029	East Elementary School	3
	410570110262030	North Elementary School	3
Anna CCSD 37	020910370042003	Lincoln Elem School	2
Anna Jonesboro CHSD 81	020910810160001	Anna-Jonesboro High School	5
Arbor Park SD 145	070161450022003	Scarlet Oak Elem School	4
Arcola CUSD 306	110213060262002	Arcola Elementary School	3
Argenta-Oreana CUSD 1	390550010262002	Argenta-Oreana Elementary School	1
Argo CHSD 217	070162170160001	Argo Community High School	5
Armstrong Twp HSD 225	540922250170001	Armstrong High School	5
Arthur CUSD 305	110213050260001	Arthur Sr High School	2
Astoria CUSD 1			

	220290010262001	Astoria Elem School	1
Atwood Heights SD 125			
	070161250021001	Hamlin Upper Grade Center	1
	070161250022003	Lawn Manor School	1
	070161250022004	Meadow Lane School	1
Aurora East USD 131			
	310451310220001	East High School	10
	310451310221002	C F Simmons Middle School	12
	310451310221003	K D Waldo Middle School	12
	310451310221004	Henry W Cowherd Middle School	12
	310451310222004	Olney C Allen Elem School	5
	310451310222005	C M Bardwell Elem School	5
	310451310222006	W S Beaupre Elem School	4
	310451310222007	L D Brady Elem School	4
	310451310222008	G N Dieterich Elem School	4
	310451310222009	John Gates Elem School	4
	310451310222010	Nicholas A Hermes Elem School	4
	310451310222011	C I Johnson Elem School	4
	310451310222012	Rose E Krug Elem School	3
	310451310222013	Oak Park Elem School	4
	310451310222014	Mabel O Donnell Elem School	4
	310451310222015	Edna Rollins Elem School	4
Aurora West USD 129			
	310451290222005	Freeman Elem School	1
	310451290222007	Greenman Elem School	4
	310451290222008	Hall Elem School	4
	310451290222009	Hill Elem School	4
	310451290222011	McCleery Elem School	3
	310451290222012	Nicholson Elem School	3
	310451290222014	Schneider Elem School	3
	310451290222015	Smith Elem School	4
Avon CUSD 176			
	220291760262003	Avon Grade School	2
Barrington CUSD 220			
	340492200260004	Barrington High School	1
	340492200261004	Barrington Mdle Sch- Prairie Cmps	1
	340492200262003	Sunny Hill Elem School	4
Bartonville SD 66			
	480720660022001	Bartonville Elem School	1
Batavia USD 101			
	310451010221002	Sam Rotolo Middle Sch	2
Beach Park CCSD 3			
	340490030041006	Beach Park Middle School	3
	340490030042002	Oak Crest School	3
	340490030042004	Howe Elementary School	2
	340490030042005	Newport Elem School	1
	340490030042006	Kenneth Murphy School	2
Beardstown CUSD 15			
	460090150262002	Brick Elementary School	3
	460090150262003	Gard Elementary School	4
Belle Valley SD 119			

	500821190022001	Belle Valley Elem School-North	2
Belleville SD 118	500821180022001	Abraham Lincoln Elem School	2
	500821180022006	Henry Raab Elem School	1
Belleville Twp HSD 201	500822010170001	Belleville High School-East	4
	500822010170002	Belleville High School-West	5
Bellwood SD 88	060160880021007	Roosevelt Middle School	3
	060160880022001	Grant Elem School	4
	060160880022003	Lincoln Elementary School	3
	060160880022005	McKinley Elem School	3
	060160880022006	Thurgood Marshall Elem School	2
Belvidere CUSD 100	040041000262005	Lincoln Elem School	4
	040041000262008	Washington Academy	4
	040041000262009	Meehan Elementary School	1
Bement CUSD 5	390740050262001	Bement Elementary School	1
Benton CCSD 47	210280470041002	Benton Grade Sch 5-8	4
	210280470042001	Benton Grade Sch K-4	4
Benton Cons HSD 103	210281030130001	Benton Cons High School	4
Berkeley SD 87	060160870021005	MacArthur Middle School	2
	060160870021006	Northlake Middle School	1
	060160870022003	Jefferson Elementary School	2
	060160870022007	J W Riley Elem School	4
	060160870022008	Sunnyside Elementary School	2
	060160870022010	Whittier Elementary School	1
Berwyn North SD 98	060160980021004	Lincoln Middle School	6
	060160980022001	Prairie Oak School	4
	060160980022002	Karel Havlicek Elem School	4
	060160980022003	Jefferson Elem School	1
Berwyn South SD 100	060161000021002	Heritage Middle School	4
	060161000021003	Freedom Middle School	4
	060161000022004	Komensky Elem School	2
	060161000022006	Pershing Elem School	4
Bethalto CUSD 8	410570080261002	Wilbur Trimpe Middle School	1
	410570080262007	Meadowbrook Intermediate Sch	1
Bethel SD 82	250410820022001	Bethel Grade School	1
Bloom Twp HSD 206	070162060170001	Bloom High School	10
	070162060170002	Bloom Trail High School	10

Bloomington SD 87	170640870252003	Bent Elem School	2
	170640870252006	Irving Elementary School	2
	170640870252011	Sheridan Elem School	2
Bond County CUSD 2	030030020262003	Greenville Elem School	3
Bourbonnais SD 53	320460530022002	Shabbona Elem School	1
Braceville SD 75	240320750022001	Braceville Elem School	1
Bradley Bourbonnais CHSD 307	320463070160001	Bradley-Bourbonnais C High School	4
Bradley SD 61	320460610022002	Bradley East Elem School	3
Bremen CHSD 228	070162280160003	Hillcrest High School	10
Brooklyn UD 188	500821880220001	Lovejoy Technology Academy	10
	500821880221001	Lovejoy Middle School	12
	500821880222001	Lovejoy Elementary School	4
Brookwood SD 167	070161670021002	Brookwood Jr High School	1
	070161670022001	Brookwood Middle School	3
	070161670022003	Longwood Elem School	2
Brown County CUSD 1	460050010262002	Brown County Elementary School	1
Buncombe Cons SD 43	020440430032001	Buncombe Cons School	1
Burbank SD 111	070161110021001	Liberty Junior High School	2
	070161110022002	Richard Byrd Elementary School	1
	070161110022006	Maddock Elementary School	2
	070161110022010	Edward J Tobin Elem School	1
	070161110022011	Harry E Fry School	1
Bureau Valley CUSD 340	280063400261001	Bureau Valley South	2
Burnham SD 154-5	070161545022001	Burnham Elem School	3
Bushnell Prairie City CUSD 170	260621700260001	Bushnell-Prairie City High Sch	4
	260621700261002	Bushnell-Prairie City Jr High Sch	1
	260621700262003	Bushnell-Prairie City Elem Sch	2
Cahokia CUSD 187	500821870260011	Cahokia High School	8
	500821870262002	Centerville Elem School	4
	500821870262005	Huffman Elem School	2

	500821870262007	Lalumier Elem School	2
	500821870262008	Maplewood Elem School	2
	500821870262009	Elizabeth Morris Elem School	2
	500821870262010	Penniman Elem School	2
	500821870262014	Cahokia School of Choice	1
Cairo USD 1			
	020020010220001	Cairo Jr/Sr High School	10
	020020010222004	Cairo Elementary School	2
Calumet City SD 155			
	070161550021001	Wentworth Jr High School	12
	070161550022002	Wilson Elementary School	2
	070161550022004	Wentworth Intermediate School	4
Calumet Public SD 132			
	070161320022001	Burr Oak Elem School	7
	070161320022002	Calumet Elem School	4
	070161320022003	Burr Oak Academy	5
Cambridge CUSD 227			
	280372270260002	Cambridge Jr/Sr High School	1
Canton Union SD 66			
	220290660251002	Ingersoll Middle School	2
Carbon Cliff-Barstow SD 36			
	490810360022002	Eagle Ridge School	3
Carbondale CHSD 165			
	300391650160001	Carbondale Comm H S	9
Carbondale ESD 95			
	300390950021004	Carbondale Middle School	9
	300390950022003	Thomas Elementary School	2
	300390950022008	Lewis School	2
Carmi-White County CUSD 5			
	200970050262007	Crossville Attendance Center	2
Carrier Mills-Stonefort CUSD 2			
	200830020262002	Carrier Mills-Stonefort Elem Sch	4
Carrollton CUSD 1			
	400310010260003	Carrollton High School	2
Cartersville CUSD 5			
	211000050262001	Tri-C Elementary K-4 Grade School	2
Carthage ESD 317			
	260343170042005	Carthage Primary School	1
Cary CCSD 26			
	440630260042004	Three Oaks School	1
Catlin CUSD 5			
	540920050262001	Catlin Elem School	1
CCSD 168			
	070161680041003	Rickover Jr High School	3
	070161680042001	Strassburg Elem	3
	070161680042002	Wagoner Elem	5

CCSD 180	190221800041001	Burr Ridge Middle School	2
	190221800042002	Anne M Jeans Elem School	2
CCSD 62	050160620041001	Algonquin Middle School	2
	050160620042008	North Elementary School	3
	050160620042009	Orchard Place Elem School	2
	050160620042010	Plainfield Elem School	1
	050160620042011	South Elem School	4
CCSD 93	190220930042007	Elsie C Johnson Elem Sch	2
Central CHSD 71	130140710160001	Central Comm High School	3
Central CUSD 3	010010030261001	Central Junior High School	1
	010010030262008	Central 3-4 Middle School	2
Centralia HSD 200	130582000170001	Centralia High School	9
Century CUSD 100	020771000262004	Century Elementary School	2
Champaign CUSD 4	090100040262008	Carrie Busey Elem School	2
	090100040262010	Dr Howard Elem School	3
	090100040262011	Garden Hills Elem School	2
	090100040262013	Kenwood Elem School	1
	090100040262017	Robeson Elem School	2
	090100040262020	Washington Elem School	4
	090100040262021	Westview Elem School	2
	090100040262026	Stratton Elementary School	3
Chaney-Monge SD 88	560990880021002	Monge Jr High School	1
	560990880022002	Chaney Elementary School	3
Charleston CUSD 1	110150010262004	Jefferson Elem School	1
Chester CUSD 139	450791390262002	Chester Elem School	5
Chicago Heights SD 170	070161700022001	Washington-McKinley Elem Sch	5
	070161700022002	Roosevelt Elem School	3
	070161700022005	Wilson Elem School	12
	070161700022007	Garfield Elem School	3
	070161700022008	U S Grant Elem School	2
	070161700022011	Jefferson Elem School	3
	070161700022012	Kennedy Elem School	2
	070161700022013	Lincoln Elem School	11
	Chicago Ridge SD 127-5	070161275021001	Elden D Finley Jr High School
070161275022003		Ridge Central Elem School	1
070161275022004		Ridge Lawn Elementary School	2

Christopher USD 99	210280990260001	Christopher High	1
	210280990261001	Christopher Jr High School	2
	210280990262001	Christopher Elem School	2
CHSD 117	340491170160001	Antioch Comm High School	4
	340491170160002	Lakes Community High School	3
CHSD 128	340491280160004	Vernon Hills High School	1
CHSD 218	070162180160001	DD Eisenhower High Sch (Campus)	10
	070162180160004	H L Richards High Sch(Campus)	1
	070162180160007	A B Shepard High Sch (Campus)	1
CHSD 94	190220940160001	Community High School	5
CHSD 99	190220990160001	Comm H S Dist 99 - North H S	1
	190220990160002	Comm H S Dist 99 - South High Sch	1
Cicero SD 99	060160990021002	Unity Jr High School	6
	060160990022001	Daniel Burnham Elem School	12
	060160990022002	Cicero East Elem School	12
	060160990022003	Columbus East Elem School	4
	060160990022004	Drexel Elem School	7
	060160990022005	Goodwin Elementary School	4
	060160990022006	Abe Lincoln Elem School	4
	060160990022008	T Roosevelt Elem School	12
	060160990022009	Sherlock Elem School	1
	060160990022010	Woodrow Wilson Elem School	4
	060160990022011	Woodbine Elem School	3
	060160990022012	Warren Park School	2
	060160990022013	Liberty Elem School	12
	060160990022014	Cicero West Elementary School	12
	060160990022015	Columbus West Elementary School	12
	City of Chicago SD 299	150162990250001	Amundsen High School
150162990250003		Bogan High School	7
150162990250006		Carver Military Academy HS	13
150162990250008		Crane Technical Prep High School	13
150162990250011		Farragut Career Academy HS	13
150162990250012		Fenger Academy High School	10
150162990250013		Foreman High School	10
150162990250015		Gage Park High School	10
150162990250016		Harlan Community Academy HS	10
150162990250017		Harper High School	13
150162990250019		Hirsch Metropolitan High School	10
150162990250020		Hubbard High School	10
150162990250021		Hyde Park Academy High School	10
150162990250022		Kelly High School	10
150162990250023		Kelvyn Park High School	10
150162990250024		Kennedy High School	7
150162990250025	Kenwood Academy High School	3	

150162990250026	Lake View High School	10
150162990250029	Marshall Metropolitan High School	13
150162990250030	Mather High School	7
150162990250031	Morgan Park High School	2
150162990250034	Phillips Academy High School	10
150162990250035	Roosevelt High School	7
150162990250036	Schurz High School	10
150162990250037	Senn High School	10
150162990250039	King College Prep High School	3
15016299025003C	Perspectives Charter High School	4
150162990250041	Steinmetz Academic Centre HS	7
150162990250042	Sullivan High School	10
150162990250044	Tilden Career Community Academy HS	13
150162990250046	Von Steuben Metro Science HS	2
150162990250048	Washington G High School	7
150162990250049	Wells Community Academy HS	13
15016299025004C	Youth Connections Charter HS	10
15016299025005C	North Lawndale Charter HS	10
15016299025006C	Noble Street Charter High School	5
15016299025007C	Young Womens Leadership Chartr HS	6
15016299025008C	Aspira Charter High School	6
15016299025009C	ACE Technical Charter High School	5
15016299025010C	Urban Prep Chtr Acad Englewood HS	3
15016299025011C	Ford Power House Charter HS	1
150162990250526	Chicago Vocational Career Acad HS	10
150162990250531	Dunbar Vocational Career Acad HS	7
150162990250534	Prosser Career Academy HS	10
150162990250536	Richards Career Academy HS	13
150162990250537	Simeon Career Academy High School	10
150162990250543	Corliss High School	9
150162990250545	Clemente Community Academy HS	10
150162990250616	Manley Career Academy High School	13
150162990250617	Curie Metropolitan High School	10
150162990250763	Julian High School	10
150162990250766	Robeson High School	10
150162990250767	Juarez Community Academy HS	10
150162990250779	Hancock College Preparatory HS	10
150162990250788	Brooks College Prep Academy HS	3
150162990250795	Chicago Military Academy HS	6
150162990250798	Dyett High School	9
150162990250799	Hope College Prep High School	7
150162990250803	Phoenix Military Academy HS	8
150162990250806	School of Leadership High School	7
150162990250816	Chicago Voc Achievement Acad HS	2
150162990250818	Spry Community Links High School	3
150162990250820	Chicago Academy High School	5
150162990250824	New Millennium Health High School	5
150162990250825	North-Grand High School	5
150162990250826	Raby High School	5
150162990250827	Clark Acad Prep Magnet High Schl	4
150162990250828	Rickover Naval Academy High Schl	4
150162990250829	Uplift Community High School	5
150162990250830	World Language High School	4
150162990250831	Douglass Academy High School	5
150162990250834	Bronzeville Scholastic HS	4
150162990250835	School of Social Justice HS	4
150162990250836	Multicultural Acad of Scholarship	4
150162990250837	Infinity Math Science & Tech HS	4

150162990250839	Austin Bus & Entrepreneurship HS	3
150162990250840	Austin Polytechnical Academy HS	2
150162990250841	Collins Academy High School	2
150162990250842	Marine Military Academy HS	2
150162990250843	Team Englewood Comm Acad HS	2
150162990250844	VOISE Academy High School	1
150162990250847	Orr Academy High School	2
150162990250856	Williams Medical Prep High Sch	1
15016299025201C	Chicago International Charter	10
15016299025203C	Shabazz International Chrtr Schls	3
150162990252046	Jackson M Elem School	12
150162990252047	Morgan Elem School	12
150162990252048	Green W Elem School	2
15016299025204C	Univ of Chicago Elem Charter Schl	4
150162990252051	Addams Elem School	6
150162990252054	Aldridge Elem School	3
150162990252055	Altgeld Elem School	12
150162990252058	Armour Elem School	12
150162990252059	Armstrong G Elem IntL Studies	9
15016299025205C	UNO Network Charter Schools	4
150162990252061	Attucks Elem School	13
150162990252063	Avalon Park Elem School	9
150162990252065	Banneker Elem School	12
150162990252066	Barnard Elem Comp Math & Sci Ctr	3
150162990252067	Barry Elem School	6
150162990252068	Barton Elem School	12
150162990252069	Bass Elem School	12
150162990252070	Bateman Elem School	4
150162990252072	Nicholson Technology Acad Elem Sc	12
150162990252079	Beethoven Elem School	2
150162990252080	Beidler Elem School	12
150162990252081	Belding Elem School	1
150162990252083	Bennett Elem School	2
150162990252084	Bethune Elem School	13
150162990252088	Bond Elem School	12
150162990252089	Boone Elem School	6
15016299025208C	LEARN Elem Charter School	1
150162990252090	Bradwell Comm Arts & Sci Elem Sch	12
150162990252092	Haley Elem Academy	12
150162990252093	Brennemann Elem School	3
150162990252094	Brentano Elem Math & Science Acad	2
150162990252095	Bridge Elem School	5
150162990252096	Bright Elem School	2
150162990252097	Brown W Elem School	4
150162990252098	Brownell Elem School	12
150162990252100	Bouchet Elem Math & Science Acad	12
150162990252102	Burbank Elem School	12
150162990252103	Burke Elem School	12
150162990252106	Castellanos Elem School	12
150162990252107	Burnside Elem Scholastic Academy	4
150162990252109	Burroughs Elem School	2
150162990252110	Brunson Math & Sci Specialty Elem	9
150162990252113	Caldwell Elem Acad of Math & Sci	3
150162990252118	Cameron Elem School	12
150162990252120	Carnegie Elem School	1
150162990252122	Carroll Elem School	7
150162990252123	Carter Elem School	4
150162990252127	Cather Elem School	13

150162990252128	Chalmers Elem Specialty School	12
150162990252130	Chase Elem School	12
150162990252132	Clay Elem School	5
150162990252133	Cleveland Elem School	1
150162990252134	Clinton Elem School	6
150162990252136	Coles Elem Language Academy	3
150162990252139	Cook Elem School	12
150162990252142	Cooper Elem Dual Language Academy	4
150162990252145	Corkery Elem School	10
150162990252147	Crown Elem Comm Acd Fine Arts Ctr	12
150162990252148	Darwin Elem School	12
150162990252149	Davis N Elem School	12
15016299025214C	Passages Elem Charter School	2
150162990252150	Dawes Elem School	9
150162990252152	Delano Elem School	12
150162990252153	Deneen Elem School	12
150162990252154	Dett Elem School	1
150162990252159	Dewey Elem Academy of Fine Arts	3
15016299025215C	Kipp Ascend Elem Charter School	2
150162990252160	Disney Elem Magnet School	1
150162990252161	Dixon Elem School	2
150162990252169	Drake Elem School	2
150162990252173	Dubois Elem School	3
150162990252175	Dulles Elem School	12
150162990252176	Dumas Technology Acad Elem Sch	12
150162990252177	Dunne Technology Acad Elem Sch	3
150162990252179	Dvorak Technology Acad Elem Sch	8
15016299025217C	Chicago Math & Sci Elem Charter	3
150162990252180	Earle Elem School	12
150162990252181	Eberhart Elem School	12
150162990252185	Edwards Elem School	6
150162990252187	Ellington Elem School	12
150162990252188	Armstrong L Elem Math & Sci	5
150162990252189	Emmet Elem School	12
15016299025218C	Namaste Elem Charter School	3
150162990252190	Ericson Elem Scholastic Academy	2
150162990252191	Esmond Elem School	12
150162990252192	Everett Elem School	3
150162990252194	Falconer Elem School	9
150162990252195	Faraday Elem School	13
15016299025219C	Erie Elem Charter School	3
150162990252201	Fermi Elem School	12
150162990252202	Fernwood Elem School	1
150162990252203	Field Elem School	12
150162990252204	Fiske Elem School	12
150162990252206	Fort Dearborn Elem School	2
150162990252209	Fuller Elem School	12
15016299025220C	Galapagos Elem Charter School	2
150162990252210	Fulton Elem School	12
150162990252211	Funston Elem School	4
150162990252212	Gale Elem Community Academy	12
150162990252213	Gallistel Elem Language Academy	12
150162990252215	Gary Elem School	12
150162990252216	Woods Elem Math & Science Academy	12
15016299025221C	Legacy Elem Charter School	1
150162990252220	Goethe Elem School	1
150162990252221	Goldblatt Elem School	12
150162990252222	Gompers Elem Fine Arts Opt School	12

150162990252223	Goudy Elem School	3
150162990252224	Graham A Elem School	12
150162990252226	Gray Elem School	5
150162990252227	Greeley Elem School	1
150162990252229	Greene N Elem School	5
15016299025222C	Bronzeville Lighthouse Elem Chrtr	4
150162990252230	Gregory Math & Sci Elem Academy	1
150162990252231	Gresham Elem School	12
150162990252235	Haines Elem School	4
150162990252236	Gillespie Elem School	12
150162990252239	Hale Elem School	4
15016299025223C	Catalyst Elem Charter School	4
150162990252241	Hamline Elem School	13
150162990252242	Hammond Elem School	4
150162990252246	Harvard Elem School	12
150162990252247	Haugan Elem School	5
15016299025224C	Providence-Englewood Elem Charter	2
150162990252252	Hayt Elem School	7
150162990252254	Healy Elem School	6
150162990252255	Hearst Elem School	12
150162990252256	Hedges Elem School	12
150162990252258	Henderson Elem School	12
150162990252259	Hendricks Elem Community Academy	2
150162990252260	Henry Elem School	12
150162990252261	Henson Elem School	12
150162990252262	Herbert Elem School	12
150162990252263	Herzl Elem School	12
150162990252265	Hibbard Elem School	6
150162990252266	Higgins Elem Community Academy	3
150162990252267	Hinton Elem School	12
150162990252268	Hitch Elem School	2
150162990252269	Holden Elem School	4
15016299025226C	Polaris Elem Charter Academy	3
150162990252270	Holmes Elem School	12
150162990252273	Howe Elem School	12
150162990252275	Hoyne Elem School	1
150162990252276	Hughes C Elem School	3
15016299025227C	Amandla Elem Charter Sch	1
150162990252280	Hurley Elem School	7
150162990252281	Irving Elem School	3
150162990252284	Jahn Elem School	1
150162990252285	Jamieson Elem School	1
150162990252287	Jenner Elem Academy of The Arts	12
150162990252288	Jensen Elem Scholastic Academy	2
150162990252289	Pilsen Elem Community Academy	4
15016299025228C	Catalyst Circle Rock Elem School	2
150162990252290	Johnson Elem School	12
150162990252292	Jungman Elem School	4
150162990252294	Kershaw Elem School	12
150162990252295	Key Elem School	12
150162990252296	Kilmer Elem School	12
150162990252297	King Elem School	12
15016299025229C	Global Citizenship Elem Sch	1
150162990252300	Kipling Elem School	1
150162990252301	Kohn Elem School	12
150162990252303	Lozano Elem Bilingual & Intl Ctr	3
150162990252304	Kozminski Elem Community Academy	3
150162990252305	Lafayette Elem School	12

150162990252309	Lawndale Elem Community Academy	12
150162990252311	Lewis Elem School	12
150162990252313	Libby Elem School	12
150162990252315	Linne Elem School	12
150162990252316	Lloyd Elem School	12
150162990252317	Locke J Elem School	7
150162990252319	Lovett Elem School	12
150162990252321	Lowell Elem School	12
150162990252322	Lawrence Elem School	12
150162990252323	Lyon Elem School	3
150162990252324	Madison Elem School	12
150162990252326	Manierre Elem School	12
150162990252328	Mann Elem School	12
150162990252329	Marconi Elem Community Academy	12
150162990252330	Marquette Elem School	12
150162990252331	Marsh Elem School	5
150162990252334	Mason Elem School	12
150162990252336	May Elem Community Academy	12
150162990252338	Mayo Elem School	3
150162990252339	Mcclellan Elem School	2
150162990252341	Mccormick Elem School	4
150162990252344	Mccutcheon Elem School	3
150162990252346	Mckay Elem School	12
150162990252349	Mcperson Elem School	12
150162990252352	Melody Elem School	12
150162990252354	Mollison Elem School	4
150162990252355	Monroe Elem School	12
150162990252356	Moos Elem School	12
150162990252357	Morrill Elem Math & Sci School	12
150162990252362	Mount Vernon Elem School	12
150162990252363	Mozart Elem School	12
150162990252365	Murphy Elem School	1
150162990252367	Brown R Elem Community Acad	3
150162990252368	Nash Elem School	12
150162990252369	Neil Elem School	7
150162990252372	Carver Primary School	3
150162990252373	Nightingale Elem School	12
150162990252374	Nixon Elem School	4
150162990252375	Nobel Elem School	12
150162990252381	Oglesby Elem School	12
150162990252382	OKeeffe Elem School	12
150162990252385	Piccolo Elem Specialty School	12
150162990252386	Otis Elem School	2
150162990252387	OToole Elem School	12
150162990252388	Overton Elem School	8
150162990252390	Paderewski Elem Learning Academy	12
150162990252391	Palmer Elem School	5
150162990252392	Parker Elem Community Academy	12
150162990252393	Parkman Elem School	12
150162990252394	Park Manor Elem School	12
150162990252395	Parkside Elem Community Academy	9
150162990252396	Pasteur Elem School	4
150162990252397	Peabody Elem School	2
150162990252398	Peck Elem School	10
150162990252399	Peirce Elem Intl Studies School	9
150162990252400	Penn Elem School	12
150162990252401	Washington H Elem School	7
150162990252403	Peterson Elem School	2

150162990252404	Pickard Elem School	12
150162990252405	Pirie Elem Fine Arts & Academic C	1
150162990252406	Plamondon Elem School	2
150162990252408	Pope Elem School	3
150162990252409	Portage Park Elem School	7
150162990252410	Prescott Elem School	1
150162990252412	Prussing Elem School	1
150162990252413	Pulaski Elem Fine Arts Academy	12
150162990252414	Pullman Elem School	12
150162990252416	Ravenswood Elem School	4
150162990252419	Reavis Elem Math & Sci Spec Schl	12
150162990252421	Reilly Elem School	12
150162990252422	Reinberg Elem School	4
150162990252423	Revere Elem School	12
150162990252426	Rogers Elem School	2
150162990252427	Ross Elem School	12
150162990252428	Ruggles Elem School	4
150162990252429	Ryder Elem Math & Sci Spec School	12
150162990252432	Ryerson Elem School	12
150162990252435	Sawyer Elem School	9
150162990252436	Sayre Elem Language Academy	2
150162990252437	Ashe Elem School	12
150162990252438	Scammon Elem School	9
150162990252439	Songhai Elem Learning Institute	12
150162990252442	Schmid Elem School	3
150162990252444	Schubert Elem School	4
150162990252446	Seward Elem Communication Arts Ac	5
150162990252447	Sexton Elem School	12
150162990252452	Mireles Elem Academy	12
150162990252453	Sherman Elem School	12
150162990252454	Sherwood Elem School	4
150162990252455	Shields Elem School	12
150162990252456	Shoemith Elem School	3
150162990252457	Shoop Math-Sci Tech Elem Academy	12
150162990252459	Smyser Elem School	3
150162990252460	Smyth J Elem School	12
150162990252462	Spencer Technology Acad Elem Sch	12
150162990252464	Stagg Elem School	12
150162990252465	Stevenson Elem School	6
150162990252466	Stewart Elem School	12
150162990252469	Spry Elem Community School	12
150162990252470	Stockton Elem School	2
150162990252472	Stowe Elem School	9
150162990252474	Sullivan Elem School	12
150162990252475	Sumner Elem Math & Sci Comm Acad	2
150162990252477	Swift Elem Specialty School	2
150162990252478	Talcott Elem School	2
150162990252479	Tanner Elem School	3
150162990252480	Taylor Elem School	4
150162990252484	Thorp J N Elem School	3
150162990252487	Tilton Elem School	13
150162990252488	Tonti Elem School	8
150162990252489	Trumbull Elem School	2
150162990252490	Twain Elem School	3
150162990252492	Lavizzo Elem School	12
150162990252494	Volta Elem School	7
150162990252495	Von Humboldt Elem School	12
150162990252497	Wacker Elem School	2

150162990252498	Wadsworth Elem School	12
150162990252500	Walsh Elem School	5
150162990252502	Warren Elem School	3
150162990252505	Webster Elem School	12
150162990252506	Wentworth Elem School	12
150162990252507	Westcott Elem School	12
150162990252509	West Pullman Elem School	12
150162990252510	Pritzker Elem School	1
150162990252512	Whistler Elem School	12
150162990252513	Whitney Elem School	12
150162990252514	Whittier Elem School	12
150162990252521	Woodson South Elem School	4
150162990252522	Yale Elem School	12
150162990252525	Young Elem School	9
150162990252542	Yates Elem School	12
150162990252597	Hernandez Middle School	1
150162990252603	Dirksen Elem School	1
150162990252605	Depriest Elem School	12
150162990252617	Cuffe Math-Sci Tech Elem Academy	1
150162990252618	Foster Park Elem School	12
150162990252620	Hughes L Elem School	1
150162990252634	Mcnair Elem School	9
150162990252636	Hay Elem Community Academy	12
150162990252637	Cullen Elem School	1
150162990252700	Clark G R Elem School	2
150162990252703	Lee Elem School	7
150162990252704	Langford A Elem School	12
150162990252706	Salazar Elem Bilingual Center	2
150162990252714	Leland Elem School	2
150162990252724	Robinson Elem School	3
150162990252726	Hanson Park Elem School	5
150162990252729	White Elem Career Academy	3
150162990252766	Till Elem Math & Science Academy	9
150162990252767	Ward L Elem School	1
150162990252768	Smith W Elem School	12
150162990252771	Bontemps Elem School	8
150162990252773	Garvey M Elem School	1
150162990252775	Joplin Elem School	2
150162990252783	Cardenas Elem School	12
150162990252785	Powell Elem Paideia Comm Academy	12
150162990252799	Curtis Elem School	12
150162990252802	Mays Elem Academy	2
150162990252804	Metcalfe Elem Community Academy	6
150162990252806	Kanoon Elem Magnet School	12
150162990252807	Randolph Elem School	12
150162990252810	Owens Elem Community Academy	1
150162990252811	Gunsaulus Elem Scholastic Academy	3
150162990252812	Goodlow Elem Magnet School	12
150162990252823	Ninos Heroes Elem Academic Ctr	12
150162990252825	De Diego Elem Community Academy	9
150162990252828	Sabin Elem Magnet School	2
150162990252829	Saucedo Elem Scholastic Academy	6
150162990252837	Daley Elem Academy	4
150162990252838	Madero Middle School	12
150162990252842	Orozco Elem Fine Arts & Sciences	3
150162990252844	Morton Elem Career Academy	13
150162990252845	Canter Middle School	3
150162990252862	Casals Elem School	12

150162990252864	Perez Elem School	4
150162990252867	Ruiz Elem School	4
150162990252869	Roque De Duprey Elem School	12
150162990252870	Brighton Park Elem School	12
150162990252873	Evergreen Academy Elem School	12
150162990252876	Carson Elem School	6
150162990252877	Mcauliffe Elem School	6
150162990252881	Logandale Middle School	2
150162990252882	Marshall Middle School	12
150162990252886	Chavez Elem Multicultural Acad Ct	12
150162990252889	Jordan Elem Community School	12
150162990252893	Finkl Elem School	4
150162990252895	Ariel Elem Community Academy	1
150162990252896	Little Village Elem School	12
150162990252897	Zapata Elem Academy	5
150162990252898	Ortiz De Dominguez Elem School	4
150162990252900	Lara Elem Academy	12
150162990252901	Telpochcalli Elem School	12
150162990252902	Wells Preparatory Elem Academy	1
150162990252904	Christopher Elem School	12
150162990252908	West Park Elem Academy	12
150162990252912	Ames Middle School	12
150162990252913	Fairfield Elem Academy	12
150162990252914	Sandoval Elem School	4
150162990252915	Northwest Middle School	12
150162990252916	Hampton Elem Fine & Perf Arts Sch	10
150162990252918	Colemon J Elem Academy	2
150162990252919	Columbia Explorers Elem Academy	7
150162990252922	Ashburn Community Elem School	3
150162990252923	Belmont-Cragin Elem School	4
150162990252924	National Teachers Elem Academy	8
150162990252926	Talman Elem School	4
150162990252927	Dodge Elem School	1
150162990252928	Williams Multiplex Elem School	4
150162990252930	New Field Elem School	6
150162990252932	Williams Middle Prep Academy	2
150162990252933	Durkin Park Elem School	4
150162990252934	Calmecca Acad Elem School	1
150162990252935	North River Elem School	2
150162990252936	Claremont Academy Elem School	6
150162990252937	Doolittle Elem School	4
150162990252940	Pershing West Elem Magnet School	1
150162990252943	Tarkington Elem School	5
150162990252946	Frazier Prep Acad Elem School	3
150162990252951	Plato Learning Acad Elem School	1
150162990252954	Davis, M Magnet Elem School	2
150162990252956	Garfield Park Prep Acad Elem Sch	1
150162990252958	Prieto Math-Science Elem Sch	1
150162990252960	South Shore Fine Arts Elem Sch	1
150162990252961	Hope Inst Learning Acad ES	1
Clay City CUSD 10		
120130100262001	Clay City Elem School	2
Clinton CUSD 15		
170200150262003	Douglas Elem School	1
170200150262004	Lincoln Elem School	2
170200150262006	Webster Elem School	1

Cobden SUD 17	020910170221001	Cobden Jr High School	2
	020910170222002	Cobden Elem School	2
Collinsville CUSD 10	410570100262001	Webster Elementary School	1
	410570100262006	Caseyville Elementary School	2
	410570100262011	Kreitner Elem School	4
	410570100262014	John A Renfro Elementary School	1
	410570100262023	Twin Echo Elem School	1
Colona SD 190	280371900022001	Colona Grade School	2
Comm Cons SD 59	050160590042014	John Jay Elem School	4
	050160590042018	Rupley Elem School	2
Cook County SD 130	070161300021001	Everett F Kerr Middle School	8
	070161300021002	Nathan Hale Middle School	9
	070161300021003	Veterans Memorial Middle Sch	1
	070161300022004	Nathan Hale Intermediate	1
	070161300022008	Paul Revere Intermediate School	5
	070161300022010	Whittier Elementary School	6
	070161300022011	Lincoln Elem School	4
	070161300022012	Nathan Hale Primary School	2
	070161300022018	Paul Revere Primary School	3
	070161300022019	George Washington Elementary Sch	2
Coulterville USD 1	450790010220001	Coulterville High School	2
	450790010222001	Coulterville Elementary School	2
Country Club Hills SD 160	070161600021001	Southwood Middle School	8
	070161600022003	Zenon J Sykuta School	4
	070161600022004	Meadowview School	3
County of Winnebago SD 320	041013200261002	South Beloit Jr High School	1
	041013200262004	Riverview Elementary School	1
County of Woodford School	431021220170001	Metamora High School	2
Cowden-Herrick CUSD 3A	11087003A262001	Herrick Elementary School	1
Crab Orchard CUSD 3	211000030262001	Crab Orchard Elementary School	1
Creston CCSD 161	470711610042001	Creston Elem School	1
Crete Monee CUSD 201U	56099201U262003	Balmoral Elem Sch	3
	56099201U262004	Crete Elementary School	3
	56099201U262007	Talala Elementary School	2
Creve Coeur SD 76	530900760021005	Parkview Jr High School	2

	530900760022004	LaSalle Elem School	2
Crystal Lake CCSD 47			
	440630470042001	Canterbury Elem School	4
	440630470042003	Coventry Elem School	1
	440630470042005	North Elem School	3
Cumberland CUSD 77			
	110180770261001	Cumberland Middle School	1
CUSD 200			
	190222000262002	Hawthorne Elem School	1
	190222000262018	Clifford Johnson School	2
CUSD 3 Fulton County			
	220290030262003	Cuba Elem School	3
CUSD 300			
	310453000261001	Carpentersville Middle School	12
	310453000262012	Golfview Elem School	4
	310453000262016	Meadowdale Elem School	4
	310453000262018	Parkview Elementary School	2
	310453000262021	Perry Elementary School	4
	310453000262022	Lakewood School	9
CUSD 4			
	010010040261001	Unity Middle School	2
	010010040262004	Greenfield Elementary School	1
Dallas ESD 327			
	260343270042002	Dallas City Elem School	2
Danville CCSD 118			
	540921180241021	South View Middle School	2
	540921180242001	Cannon Elem School	2
	540921180242005	Edison Elem School	1
	540921180242008	Garfield Elem School	2
	540921180242010	Liberty Elem School	2
	540921180242019	Meade Park Elem School	4
	540921180242020	East Park Elementary School	3
	540921180242021	Southwest Elem School	2
Darien SD 61			
	190220610022002	Lace Elem School	2
Decatur SD 61			
	390550610251030	Thomas Jefferson Middle School	11
	390550610251034	Stephen Decatur Middle School	10
	390550610252002	Brush College Elem School	2
	390550610252004	Dennis Elem School	2
	390550610252005	Durfee Elem School	3
	390550610252007	Enterprise Elem School	2
	390550610252009	Benjamin Franklin Elem School	3
	390550610252010	Mary W French Academy	1
	390550610252014	William Harris Elem School	2
	390550610252017	Oak Grove Accelerated School	1
	390550610252019	Parsons Accelerated School	4
	390550610252023	South Shores Elem School	3
	390550610252025	Stevenson Accelerated School	1
	390550610252032	Johns Hill Magnet School	2
	390550610252034	Hope Academy	3

DeKalb CUSD 428	160194280262005	Jefferson Elem School	4
	160194280262007	Littlejohn Elem School	2
	160194280262008	Tyler Elementary School	2
DePue USD 103	280061030222001	DePue Elem School	4
Diamond Lake SD 76	340490760022003	Diamond Lake Elem School	3
District 50 Schools	530900500022001	J L Hensey Elem School	1
Dixon USD 170	470521700222003	Jefferson Elem School	1
	470521700222004	Lincoln Elem School	1
Dodds CCSD 7	250410070042001	Dodds Elem School	1
Dolton SD 148	070161480021003	Lincoln Junior High School	1
	070161480021004	Washington Junior High	3
	070161480022002	Riverdale School	4
	070161480022003	Lincoln Elementary School	2
	070161480022006	Washington Elem School	11
	070161480022007	Franklin Elementary School	2
	070161480022010	Park Elementary School	3
Dolton SD 149	070161490021003	Dirksen Middle School	12
	070161490022002	Diekman Elem School	2
	070161490022005	Caroline Sibley Elem School	4
	070161490022006	Berger-Vandenberg Elem School	5
	070161490022009	Carol Moseley Braun School	4
	070161490022010	New Beginnings Learning Academy	3
Dongola USD 66	020910660220001	Dongola High School	7
	020910660221001	Dongola Jr High School	4
	020910660222001	Dongola Elementary School	1
DuPage HSD 88	190220880160001	Addison Trail High School	2
	190220880160002	Willowbrook High School	9
Dupo CUSD 196	500821960260001	Dupo High School	1
	500821960262006	Bluffview Elem School	1
Duquoin CUSD 300	300733000262002	Duquoin Middle School	6
	300733000262003	Duquoin Elementary School	3
Dwight Twp HSD 230	170532300170001	Dwight High School	1
Earlville CUSD 9	350500090262001	Earlville Elem School	1

East Alton SD 13	410570130021001	East Alton Middle School	1
	410570130022002	Eastwood Elem School	1
East Alton-Wood River CHSD 14	410570140160001	East Alton-Wood River High Sch	10
East Dubuque USD 119	080431190222002	East Dubuque Elem School	3
East Maine SD 63	050160630022006	V H Nelson Elem School	1
	050160630022008	Stevenson School	4
	050160630022009	Mark Twain Elem School	2
	050160630022012	Apollo Elem School	4
East Moline SD 37	490810370022003	Hillcrest Elem School	1
	490810370022009	Wells Elem School	2
East Peoria CHSD 309	530903090160001	East Peoria High School	6
East Peoria SD 86	530900860021011	Central Jr High School	1
East Richland CUSD 1	120800010262008	East Richland Elementary School	2
East St Louis SD 189	50082189022001C	SIU Charter Sch of East St Louis	5
	50082189022002C	Tomorrows Builders Charter Schl	3
	500821890220043	East St Louis Senior High School	10
	500821890221007	Mason/Clark Middle Sch	12
	500821890221036	East St Louis-Lincoln Middle Sch	12
	500821890222054	Katie Harper-Wright Elem	5
	500821890222055	Gordon Bush Elementary	5
	500821890222056	James Avant Elementary School	2
Edwards County CUSD 1	200240010262001	Albion Grade School	1
Effingham CUSD 40	030250400262002	Central Grade School	1
	030250400262008	South Side Grade School	1
Egyptian CUSD 5	020020050260001	Egyptian Sr High School	8
	020020050261001	Egyptian Jr High School	1
	020020050262002	Egyptian Elem School	1
Eldorado CUSD 4	200830040262004	Eldorado Elem School	4
Elmhurst SD 205	190222050261002	Churchville Middle School	1
Elmwood Park CUSD 401	060164010262003	Elmwood Elem School	1
	060164010262004	John Mills Elem School	2
Elverado CUSD 196			

	300391960260001	Elverado High School	2
	300391960262004	Elverado Intermediate School	1
Elwood CCSD 203			
	560992030042001	Elwood C C School	1
ESD 159			
	070161590021001	Colin Powell Middle Sch	4
	070161590022004	Neil Armstrong Elem School	2
	070161590022006	Marya Yates Elementary School	1
Eureka CUD 140			
	431021400261002	Eureka Middle School	1
Evanston CCSD 65			
	050160650041002	Chute Middle School	2
	050160650042014	Oakton Elem School	2
	050160650042020	Washington Elem School	4
Evanston Twp HSD 202			
	050162020170001	Evanston Twp High School	9
Evergreen Park CHSD 231			
	070162310160001	Evergreen Park High School	3
Evergreen Park ESD 124			
	070161240022002	Northeast Elem School	3
	070161240022004	Southeast Elem School	2
Fairfield Comm H S Dist 225			
	200962250160001	Fairfield Comm High School	4
Fairfield PSD 112			
	200961120042001	Center Street Elem School	1
	200961120042002	North Side Elem School	1
Fairmont SD 89			
	560990890022002	Fairmont School	4
Farmington Central CUSD 265			
	480722650262002	Farmington Central Elem Sch	2
Fenton CHSD 100			
	190221000160001	Fenton High School	9
Field CCSD 3			
	250410030042001	Field Elementary School	1
Fisher CUSD 1			
	090100010262002	Fisher Grade School	2
Ford Heights SD 169			
	070161690021001	Cottage Grove Upper Grade Center	12
	070161690022002	Medgar Evers Primary Acadmc Cntr	1
Forest Ridge SD 142			
	070161420022003	Lee R Foster Elem School	1
Frankfort CUSD 168			
	210281680262003	Denning Elementary School	2
	210281680262004	Frankfort Intermediate School	4
Franklin Park SD 84			

	060160840022004	Dan H Pietrini Elem School	2
	060160840022005	Passow Elementary School	1
Freeburg CCSD 70			
	500820700042003	Freeburg Elem School	1
Freeburg CHSD 77			
	500820770160001	Freeburg Community High Sch	2
Freeport SD 145			
	080891450221002	Freeport Middle School	1
	080891450222003	Blackhawk Elem School	1
	080891450222004	Center Elem School	3
	080891450222006	Empire Elem School	1
	080891450222012	Taylor Park Elem School	2
	080891450222015	Carl Sandburg Middle Sch	3
Fremont SD 79			
	340490790022002	Fremont Intermediate School	2
Galatia CUSD 1			
	200830010261001	Galatia Jr High	1
Galena USD 120			
	080431200222002	Galena Primary School	1
Galesburg CUSD 205			
	330482050262017	King School	1
	330482050262020	Nielson Elementary School	1
	330482050262021	Steele School	1
	330482050262022	Cooke School	1
Gallatin CUSD 7			
	200300070260001	Gallatin High School	3
	200300070261001	Gallatin Junior High School	2
	200300070262001	Gallatin Elementary School	1
Galva CUSD 224			
	280372240262004	Galva Elem School	1
Gardner S Wilmington Twp HSD 73			
	240320730170001	Gardner-South Wilmington Twp H S	3
Gavin SD 37			
	340490370022003	Gavin Central School	4
Gen George Patton SD 133			
	070161330022001	Gen George Patton Elem School	12
Georgetown-Ridge Farm CUD 4			
	540920040261003	Mary Miller Junior High School	3
	540920040262002	Pine Crest Elementary School	1
	540920040262003	Ridge Farm Elementary School	2
Gillespie CUSD 7			
	400560070262003	Benld Elementary School	3
Glen Ellyn SD 41			
	190220410022003	Churchill Elem School	2
Glenbard Twp HSD 87			
	190220870170001	Glenbard East High School	9

Granite City CUSD 9	410570090262007	Frohardt Elem School	2
	410570090262012	Maryville Elem School	3
	410570090262013	Mitchell Elementary School	2
	410570090262015	Niedringhaus Elementary School	1
	410570090262016	Worthen Elem School	1
	410570090262020	Wilson Elem School	3
	410570090262022	Prather Elementary School	4
Grant CCSD 110	500821100042002	Illini Elem School	1
Grant CHSD 124	340491240160001	Grant Community High School	4
Grayslake CCSD 46	340490460042001	Avon Center Elem School	1
Greenview CUSD 200	380652000262001	Greenview Elementary School	2
Griggsville-Perry CUSD 4	010750040261002	Griggsville-Perry Middle School	2
Gurnee SD 56	340490560022001	O Plaine School	4
	340490560022002	Spaulding Elementary School	1
Hall HSD 502	280065020170001	Hall High School	5
Hamilton CCSD 328	260343280242004	Hamilton Elementary School	1
Hardin County CUSD 1	200350010261001	Hardin County Jr High School	2
	200350010262001	Hardin County Elem School	3
Harlem UD 122	041011220222005	Loves Park Elem School	1
	041011220222006	Maple Elem School	2
	041011220222008	Rock Cut Elem School	3
	041011220222011	Windsor Elem School	1
	041011220222013	Machesney Elem School	1
Harmony Emge SD 175	500821750021001	Emge Junior High School	1
	500821750022002	Ellis Elem School	1
Harrisburg CUSD 3	200830030262009	East Side Intermediate School	3
Harrison SD 36	440630360022001	Harrison Elem School	1
Harvey SD 152	070161520021001	Brooks Middle School	12
	070161520022001	Bryant Elem School	2
	070161520022002	Maya Angelou Elem Sch	2
	070161520022004	Holmes Elem School	2
	070161520022005	Lowell-Longfellow Elem School	4

	070161520022007	Sandburg Elem School	1
	070161520022008	Whittier Elem School	1
Hawthorn CCSD 73			
	340490730042002	Hawthorn Elem School North	3
	340490730042004	Hawthorn Elem School South	2
Hazel Crest SD 152-5			
	070161525021002	Robert Frost Middle School	3
	070161525022004	Warren Palm School	2
	070161525022005	Woodland School	1
Henry-Senachwine CUSD 5			
	430590050262001	Henry-Senachwine Grade School	2
Heritage CUSD 8			
	090100080262001	Heritage Elementary School -Homer	1
Herrin CUSD 4			
	211000040261001	Herrin Middle School	2
	211000040262010	Herrin C U S D 4 Elem School	4
Hillsboro CUSD 3			
	100680030262003	Beckemeyer Elem School	2
	100680030262006	Coffeen Elem School	2
Hillside SD 93			
	060160930022001	Hillside Elem School	6
Hinsdale Twp HSD 86			
	190220860170002	Hinsdale South High School	9
Hononegah CHD 207			
	041012070160001	Hononegah High School	3
Hoopeston Area CUSD 11			
	540920110262001	Honeywell Elem School	2
	540920110262003	Maple Elem School	2
Hoover-Schrum Memorial SD 157			
	070161570021001	Schrum Memorial School	2
	070161570022001	Hoover Elem School	3
Hutsonville CUSD 1			
	120170010262002	Hutsonville Elem and Jr High Sch	1
Il Valley Central USD 321			
	480723210262008	Chillicothe Elementary Center	1
Illini Central CUSD 189			
	380601890262001	Illini Central Grade School	3
Illini West H S Dist 307			
	260343070160001	Illini West High School	3
Ina CCSD 8			
	250410080042001	Ina Community Cons School	2
Indian Prairie CUSD 204			
	190222040262002	Longwood Elem School	2
	190222040262007	Georgetown Elementary School	2
Indian Springs SD 109			

	070161090022001	Bridgeview Elem School	1
	070161090022002	Frank A Brodnicki Elem School	2
	070161090022004	Robina Lyle Elem and Early Chldhd	1
	070161090022006	George T Wilkins Elem School	3
J S Morton HSD 201			
	060162010170001	J Sterling Morton East High Sch	3
	060162010170002	J Sterling Morton West High Sch	6
Jacksonville SD 117			
	460691170222006	Lincoln Elem School	2
Jersey CUSD 100			
	400421000262007	Jerseyville East Elem School	2
Johnston City CUSD 1			
	211000010262002	Washington Elem School	2
	211000010262003	Jefferson Elem School	1
Joliet PSD 86			
	560990860051001	Dirksen Junior High School	2
	560990860051002	Gompers Junior High School	12
	560990860051003	Hufford Junior High School	12
	560990860051004	Washington Jr High & Academy Prgm	12
	560990860052001	T E Culbertson Elem School	3
	560990860052002	M J Cunningham Elem Sch	4
	560990860052004	Farragut Elem School	3
	560990860052005	Forest Park Individual Ed School	2
	560990860052007	Edna Keith Elem School	4
	560990860052011	A O Marshall Elem School	6
	560990860052013	Carl Sandburg Elementary	3
	560990860052015	Pershing Elem School	1
	560990860052022	Woodland Elem School	5
	560990860052024	Sator Sanchez Elem School	2
	560990860052025	Lynne Thigpen Elem School	4
Joliet Twp HSD 204			
	560992040170001	Joliet Central High School	10
	560992040170003	Joliet West High School	10
Jonesboro CCSD 43			
	020910430042001	Jonesboro Elem School	1
Kaneland CUSD 302			
	310453020262008	Kaneland John Stewart Elem Sch	1
Kankakee SD 111			
	320461110251008	Kankakee Junior High School	12
	320461110252003	Edison Primary School	2
	320461110252005	Lafayette Primary School	2
	320461110252009	Steuben Elementary School	2
	320461110252010	Taft Primary School	1
	320461110252011	Mark Twain Primary School	1
	320461110252015	John Kennedy Middle Grade School	8
	320461110252016	King Middle Grade School	12
Kansas CUSD 3			
	110230030262002	Kansas Elem School	1
Keeneyville SD 20			
	190220200021001	Spring Wood Middle School	5

	190220200022003	Greenbrook Elem School	6
Kewanee CUSD 229			
	280372290261001	Central Junior High	2
	280372290262002	Central Elem	3
	280372290262005	Irving Elem School	2
La Moille CUSD 303			
	280063030262004	Allen Junior High School	2
La Salle ESD 122			
	350501220021006	Lincoln Jr High School	1
	350501220022005	Northwest Elem School	3
La Salle-Peru Twp HSD 120			
	350501200170001	La Salle-Peru Twp High School	6
Lake Forest CHSD 115			
	340491150160001	Lake Forest High School	1
Lake Park CHSD 108			
	190221080160001	Lake Park High School	9
Lake Zurich CUSD 95			
	340490950261002	Lake Zurich Middle - N Campus	2
	340490950262005	May Whitney Elem School	2
	340490950262006	Sarah Adams Elementary School	1
Lansing SD 158			
	070161580022001	Coolidge Elementary School	3
	070161580022005	Oak Glen Elem School	3
	070161580022006	Reavis Elem School	3
Laraway CCSD 70C			
	56099070C042001	Laraway Elem School	3
Lawrence County CUD 20			
	120510200262007	Parkside Elementary School	1
Lebanon CUSD 9			
	500820090262002	Lebanon Elem School	2
Lemont Twp HSD 210			
	070162100170001	Lemont Twp High School	2
LeRoy CUSD 2			
	170640020260003	LeRoy High School	2
Leyden CHSD 212			
	060162120160001	East Leyden High School	8
	060162120160002	West Leyden High School	8
Limestone CHSD 310			
	480723100160001	Limestone Community High School	5
Lincoln CHSD 404			
	380544040160001	Lincoln Comm High School	3
Lincoln ESD 156			
	070161560022001	Lincoln Elem School	2
Lincoln ESD 27			
	380540270022006	Northwest Elem School	1

Lindop SD 92	060160920022001	Lindop Elem School	2
Litchfield CUSD 12	100680120262006	Russell Elem School	1
Lockport Twp HSD 205	560992050170001	Lockport Township High Sch East	2
Lombard SD 44	190220440022013	Madison Elementary School	1
Ludlow CCSD 142	090101420042001	Ludlow Elementary School	1
Lyons SD 103	060161030022005	Lincoln Elem School	1
	060161030022006	J W Robinson Jr Elem School	2
	060161030022007	Washington Middle School	8
Lyons Twp HSD 204	060162040170001	Lyons Twp High Sch	2
Macomb CUSD 185	260621850262004	Lincoln Elem School	2
	260621850262008	Edison Elementary School	1
Maine Township HSD 207	050162070170001	Maine East High School	9
Mannheim SD 83	060160830021003	Mannheim Middle School	9
	060160830022002	Scott Elementary School	2
	060160830022004	Roy Elem School	5
	060160830022005	Westdale Elem School	2
Marengo CHSD 154	440631540160001	Marengo High School	4
Marengo-Union E Cons D 165	440631650031001	Marengo Comm Middle School	1
Marion CUSD 2	211000020262007	Longfellow Elem School	2
Marissa CUSD 40	500820400262002	Marissa Elem School	2
Marquardt SD 15	190220150021004	Marquardt Middle School	4
	190220150022001	G Stanley Hall Elem School	3
	190220150022003	Reskin Elem School	3
Marseilles ESD 150	350501500022001	Marseilles Elementary School	1
Massac UD 1	020610010262010	Brookport Elementary School	2
Mattoon CUSD 2	110150020262015	Arland D Williams Jr Elem Sch	3
	110150020262016	Riddle Elementary School	3

Maywood-Melrose Park-Broadview 89	060160890022002	Emerson Elem School	2
	060160890022003	Garfield Elem School	12
	060160890022004	Irving Elem School	12
	060160890022005	Lexington Elem School	12
	060160890022006	Lincoln Elem School	4
	060160890022007	Melrose Park Elem School	12
	060160890022008	Roosevelt Elem School	3
	060160890022010	Stevenson Elem School	5
	060160890022012	Washington Elem School	2
McHenry CCSD 15	440630150041008	Chauncey H Duker School	2
	440630150042004	Valley View Elem School	2
	440630150042005	Riverwood Elementary School	4
McHenry CHSD 156	440631560160001	McHenry High School-West Campus	3
McLean County USD 5	170640050262005	Fairview Elem School	3
Mendota CCSD 289	350502890041002	Northbrook School	1
	350502890042002	Lincoln Elem School	2
Mendota Twp HSD 280	350502800170001	Mendota Twp High School	4
Meredosia-Chambersburg CUSD 11	460690110262003	Meredosia-Chambersburg Elem Sch	2
Meridian CUSD 101	020771010260001	Meridian High School	10
	020771010262005	Meridian Elementary School	8
Meridian CUSD 223	470712230262004	Monroe Center Grade School	2
Midlothian SD 143	070161430022001	Central Park Elem School	9
	070161430022002	Kolmar Elem School	1
	070161430022004	Springfield Elem School	1
Midwest Central CUSD 191	380601910262003	Midwest Central Primary School	2
Moline USD 40	490810400222007	Butterworth Elem School	1
	490810400222010	Ericsson Elem School	3
	490810400222012	Garfield Elem School	1
	490810400222016	Lincoln-Irving Elem School	3
	490810400222017	Logan Elem School	2
	490810400222022	George Washington Elem School	3
Monmouth-Roseville CUSD 238	270942380262001	Harding Primary School	2
Morris CHSD 101	240321010160001	Morris Community High School	4

Morris SD 54	240320540022004	White Oak Elementary	3
Morton Grove SD 70	050160700022003	Park View Elem School	1
Mount Prospect SD 57	050160570021004	Lincoln Middle School	1
Mount Vernon SD 80	250410800021001	Zadok Casey Middle School	2
	250410800022002	J L Buford Intermediate Ed Ctr	5
	250410800022008	Mt Vernon Dist 80 Primary Center	5
Mt Vernon Twp HSD 201	250412010170001	Mount Vernon High School	6
Mt Zion CUSD 3	390550030262006	Mt Zion Intermediate School	2
Mulberry Grove CUSD 1	030030010261001	Mulberry Grove Jr High School	1
	030030010262001	Mulberry Grove Elem School	2
Mundelein Cons HSD 120	340491200130001	Mundelein Cons High School	6
Murphysboro CUSD 186	300391860260001	Murphysboro High School	5
	300391860261002	Murphysboro Middle School	9
	300391860262009	Carruthers Elementary School	1
	300391860262010	Gen John A Logan Attendance Cntr	1
Naperville CUSD 203	190222030262005	Mill Street Elem School	1
Nashville CCSD 49	130950490042002	Nashville Grade School	1
Nashville CHSD 99	130950990160001	Nashville Comm High School	3
Niles Twp CHSD 219	050162190170002	Niles North High School	9
	050162190170003	Niles West High School	2
Nokomis CUSD 22	100680220262003	North Elem School	2
Norris City-Omaha-Enfield CUSD 3	200970030262003	Booth Elementary School	2
North Boone CUSD 200	040042000262004	Poplar Grove Elem School	1
North Chicago SD 187	340491870260001	North Chicago Community High Sch	1
	340491870261003	Neal Math Science Academy	4
	340491870262002	Forrestal Elem School	3
	340491870262003	Greenbay Elem School	5
	340491870262006	South Elementary School	3
	340491870262008	A J Katzenmaier Elem School	8

	340491870262009	North Elementary School	8
	340491870262010	Novak-King Sixth Grade Center	2
North Clay CUSD 25			
	120130250262004	North Clay Elem/Jr High Sch	2
North Greene CUSD 3			
	400310030262005	White Hall Elem School	1
North Shore SD 112			
	340491120021001	Northwood Jr High School	1
	340491120022007	Oak Terrace Elem School	4
Northfield Twp HSD 225			
	050162250170002	Glenbrook South High School	4
Northwestern CUSD 2			
	400560020262005	Northwestern Elem School	1
O Fallon Twp HSD 203			
	500822030170001	O Fallon High School	5
Oak Lawn CHSD 229			
	070162290160001	Oak Lawn Comm High School	5
Oak Lawn-Hometown SD 123			
	070161230022003	J Covington Elem School	1
	070161230022007	Hometown Elem School	2
Oak Park - River Forest SD 200			
	060162000130001	Oak Park & River Forest High Sch	9
Oak Park ESD 97			
	060160970022001	William Beye Elem School	1
Oakland CUSD 5			
	110150050262001	Lake Crest Elem School	1
Oblong CUSD 4			
	120170040262002	Oblong Elem School	6
Oglesby ESD 125			
	350501250022002	Lincoln Elem School	2
Olympia CUSD 16			
	170640160261001	Olympia Middle School	1
Oregon CUSD 220			
	470712200262006	Oregon Elem Sch	2
Orland SD 135			
	070161350022010	Orland Center School	1
Oswego CUSD 308			
	240473080260002	Oswego East High School	3
	240473080261002	Traughber Jr High School	1
	240473080261003	Thompson Jr High School	2
	240473080261005	Plank Junior High	2
	240473080262004	Boulder Hill Elem School	3
	240473080262005	Long Beach Elem School	1
Ottawa ESD 141			
	350501410022004	Jefferson Elem School	2

	350501410022009	Central Intermediate School	3
Ottawa Twp HSD 140			
	350501400170001	Ottawa Township High School	6
Palatine CCSD 15			
	050160150042001	Jane Addams Elem School	4
	050160150042005	Kimball Hill Elem School	2
Palestine CUSD 3			
	120170030262002	Palestine Grade School	2
Palos CCSD 118			
	070161180042002	Palos East Elementary School	2
Pana CUSD 8			
	100110080261005	Pana Jr High School	1
	100110080262001	Lincoln Elem School	1
Paris-Union SD 95			
	110230950251001	Mayo Middle School	2
Park Forest SD 163			
	070161630021010	Forest Trail Middle School	2
	070161630022003	Blackhawk Intermediate Center	1
	070161630022007	Mohawk Intermediate School	1
Patoka CUSD 100			
	130581000262001	Patoka Elem School	1
Paxton-Buckley-Loda CUD 10			
	090270100262005	PBL Eastlawn	1
Pekin CSD 303			
	530903030160002	Pekin Community High School	8
Pekin PSD 108			
	530901080022013	Wilson Intermediate School	2
	530901080022015	Washington Intermediate School	1
Pembroke CCSD 259			
	320462590042001	Lorenzo R Smith Elem School	1
Peoria SD 150			
	480721500250023	Manual High School	10
	480721500250024	Peoria High School	2
	480721500251001	Rolling Acres Edison Jr Academy	2
	480721500251002	Sterling Middle School	12
	480721500251003	Von Steuben Middle School	2
	480721500251012	Trewyn Middle School	12
	480721500251013	Mark W Bills Middle School	1
	480721500251014	Lincoln Middle School	12
	480721500252010	Whittier Primary School	1
	480721500252011	Woodrow Wilson Primary School	1
	480721500252028	Roosevelt Magnet School	1
	480721500252032	Franklin-Edison Primary School	3
	480721500252034	Glen Oak Primary School	5
	480721500252036	Harrison Primary School	7
	480721500252038	Irving Primary School	5
	480721500252039	Thomas Jefferson Primary School	2
Peotone CUSD 207U			

	56099207U262003	Peotone Elem School	1
Peru ESD 124			
	350501240021001	Parkside Middle School	2
Pikeland CUSD 10			
	010750100262007	Pittsfield South Elem School	1
	010750100262010	Pikeland Community School	9
Pinckneyville CHSD 101			
	300731010160001	Pinckneyville Comm High School	3
Pinckneyville SD 50			
	300730500022001	Pinckneyville Elem School	1
	300730500022002	Pinckneyville Middle School	2
Plainfield SD 202			
	560992020221003	Timber Ridge Middle School	2
	560992020222003	Central Elem School	2
	560992020222004	Crystal Lawns Elem School	2
	560992020222005	Grand Prairie Elem School	1
	560992020222008	Lakewood Falls Elem School	1
	560992020222011	Creekside Elementary School	2
Plano CUSD 88			
	240470880262003	Centennial Elem School	2
	240470880262004	Emily G Johns School	2
Pleasant Hill CUSD 3			
	010750030262001	Pleasant Hill Elem School	2
Pleasant Hill SD 69			
	480720690022001	Pleasant Hill Elem School	2
Pleasant Valley SD 62			
	480720620021001	Pleasant Valley Middle School	1
Pontiac CCSD 429			
	170534290042004	Lincoln Elementary School	1
	170534290042005	Washington Elem School	2
Pontiac Twp HSD 90			
	170530900170001	Pontiac High School	5
Pope Co CUD 1			
	200760010262002	Pope County Elementary School	3
Porta CUSD 202			
	380652020262006	Porta Central	3
Posen-Robbins ESD 143-5			
	070161435021003	Kellar School	12
	070161435022006	Posen Elem School	9
	070161435022010	Gordon School	3
Prairie-Hills ESD 144			
	070161440021002	Prairie-Hills Junior High School	12
	070161440022003	Fieldcrest Elem School	1
	070161440022004	Highlands Elem School	2
	070161440022005	Markham Park Elem School	3
	070161440022007	Nob Hill Elem School	2
	070161440022009	Chateaux School	2

	070161440022010	Mae Jemison School	3
Princeton ESD 115			
	280061150022004	Lincoln Elem School	1
Princeton HSD 500			
	280065000150001	Princeton High School	4
Proviso Twp HSD 209			
	060162090170001	Proviso East High School	10
	060162090170002	Proviso West High School	4
Queen Bee SD 16			
	190220160021004	Glenside Middle School	6
	190220160022001	Americana Intermediate School	1
Quincy SD 172			
	010011720222004	Adams Elementary School	1
	010011720222008	Berrian School	2
	010011720222017	Washington Elementary School	1
	010011720222019	Baldwin Intermediate	2
Raccoon Cons SD 1			
	130580010032001	Raccoon Cons Elem School	2
Ramsey CUSD 204			
	030262040260002	Ramsey High School	3
	030262040262001	Ramsey Elem School	5
Rantoul City SD 137			
	090101370022001	Broadmeadow Elem School	4
	090101370022002	Eastlawn Elem School	2
	090101370022006	Northview Elem School	3
	090101370022007	Pleasant Acres Elem School	2
Rantoul Township HSD 193			
	090101930170001	Rantoul Twp High School	1
Reavis Twp HSD 220			
	070162200170001	Reavis High School	4
Red Bud CUSD 132			
	450791320262002	Red Bud Elem School	1
Rhodes SD 84-5			
	060160845022001	Rhodes Elem School	4
Rich Twp HSD 227			
	070162270170001	Rich East Campus High School	10
	070162270170002	Rich Central Campus High School	7
	070162270170003	Rich South Campus High School	10
Richland GSD 88A			
	56099088A021001	Richland Jr High	2
	56099088A022001	Richland Elem School	1
Ridgeland SD 122			
	070161220022001	Columbus Manor Elem School	2
	070161220022003	Harnew Elem School	2
Ridgewood CHSD 234			
	060162340160001	Ridgewood Comm High School	5

River Trails SD 26	050160260021006	River Trails Middle School	1
Riverdale CUSD 100	490811000262007	Riverdale Elem School	2
Riverside SD 96	060160960021004	L J Hauser Jr High School	1
Riverside-Brookfield Twp SD 208	060162080170001	Riverside Brookfield Twp HS	2
Riverton CUSD 14	510840140262003	Riverton Elem School	2
Riverview CCSD 2	431020020042001	Riverview Elem School	1
Robinson CUSD 2	120170020262004	Lincoln Elementary School	2
	120170020262007	Washington Elem School	1
Rochelle CCSD 231	470712310042001	Central Elem School	2
	470712310042003	Lincoln Elem School	4
Rochelle Twp HSD 212	470712120170001	Rochelle Twp High School	6
Rock Falls ESD 13	550980130022001	Dillon Elementary School	1
	550980130022002	Merrill Elem School	1
Rock Falls Twp HSD 301	550983010170001	Rock Falls Township High School	5
Rock Island SD 41	490810410251003	Edison Jr High School	6
	490810410251005	Washington Jr High School	6
	490810410252007	Denkmann Elem School	1
	490810410252008	Earl H Hanson Elem School	4
	490810410252010	Frances Willard Elem School	3
	490810410252015	Longfellow Elem School	2
	490810410252016	Ridgewood Elem School	3
	490810410252017	Thomas Jefferson Elem School	2
	490810410252020	Rock Island Academy	3
Rockdale SD 84	560990840022001	Rockdale Elem School	1
Rockford SD 205	041012050250001	Auburn High School	1
	041012050250002	Rockford East High School	1
	041012050250003	Guilford High School	1
	041012050250004	Jefferson High School	1
	041012050251001	West Middle School	2
	041012050251006	Eisenhower Middle School	1
	041012050251008	Bernard W Flinn Middle School	1
	041012050251009	Abraham Lincoln Middle School	5
	041012050251010	Kennedy Middle School	6
	041012050252014	Barbour Two-Way Lang Immersion	4

	041012050252016	Beyer Elem School	5
	041012050252017	C Henry Bloom Elem School	1
	041012050252019	Clifford P Carlson Elem School	1
	04101205025201C	Legacy Acad of Excellence Charter	1
	041012050252020	Cherry Valley Elem School	1
	041012050252022	Conklin Elem School	5
	041012050252024	Ellis Arts Academy	12
	041012050252029	Gregory Elem School	1
	04101205025202C	Galapagos Rockford Charter Sch	1
	041012050252034	Haskell Academy	3
	041012050252037	Swan Hillman Elem School	4
	041012050252040	Kishwaukee Elem School	4
	041012050252041	Julia Lathrop Elem School	12
	041012050252043	McIntosh Science and Tech Magnet	8
	041012050252046	Wm Nashold Elem School	12
	041012050252047	John Nelson Elem School	4
	041012050252051	Riverdahl Elem School	4
	041012050252054	Rolling Green	2
	041012050252056	Spring Creek Elem School	2
	041012050252059	A C Thompson Elem School	1
	041012050252062	Walker Elem School	4
	041012050252063	R K Welsh Elem School	3
	041012050252064	West View Elem School	5
	041012050252066	Whitehead Elem School	5
	041012050252080	King Elementary School	2
	041012050252082	Marsh Elementary School	4
	041012050252084	Lewis Lemon Elementary	6
	041012050252085	Montessori Elementary School	1
	041012050252086	Rockford Envrnmntl Science Acad	6
Rossville-Alvin CUSD 7			
	540920070262001	Rossville-Alvin Elem School	1
Round Lake CUSD 116			
	340491160262001	Raymond Ellis Elem School	4
	340491160262002	Indian Hill Elem School	4
	340491160262004	Round Lake Beach Elem School	4
	340491160262005	W J Murphy Elem School	3
	340491160262006	Village Elementary School	3
Roxana CUSD 1			
	410570010261001	Roxana Junior High School	6
	410570010262006	South Roxana Elem School	1
Salem CHSD 600			
	130586000160001	Salem Community High School	4
Salem SD 111			
	130581110022005	Franklin Park Middle School	2
Sandoval CUSD 501			
	130585010262002	Sandoval Elem School	3
Sandridge SD 172			
	070161720022001	Sandridge Elem School	3
Sandwich CUSD 430			
	160194300262007	Herman E Dummer	2
Saratoga CCSD 60C			
	24032060C042001	Saratoga Elem School	2

Schaumburg CCSD 54	050160540042018	Lakeview Elem School	3
Schiller Park SD 81	060160810022001	John F Kennedy Elem School	2
	060160810022003	Washington Elem School	1
Schuyler-Industry CUSD 5	220850050261002	Schuyler Industry Middle Sch	1
SD 45 DuPage County	190220450021007	Jefferson Middle School	1
	190220450022010	North Elem School	4
	190220450022011	Schafer Elem School	4
	190220450022015	York Center Elem School	1
	190220450022016	Stevenson School	2
SD U-46	310450460220001	Elgin High School	2
	310450460220002	Larkin High School	2
	310450460220003	Streamwood High School	2
	310450460221003	Abbott Middle School	2
	310450460221005	Ellis Middle School	2
	310450460221006	Kimball Middle School	2
	310450460221007	Larsen Middle School	2
	310450460221045	Canton Middle School	2
	310450460222006	Lincoln Elementary School	2
	310450460222010	Century Oaks Elem School	2
	310450460222011	Channing Memorial Elem School	4
	310450460222013	Coleman Elem School	2
	310450460222015	Garfield Elem School	4
	310450460222016	Harriet Gifford Elem School	2
	310450460222020	Highland Elem School	4
	310450460222021	Hillcrest Elem School	4
	310450460222022	Huff Elem School	4
	310450460222024	Laurel Hill Elem School	4
	310450460222025	Lowrie Elem School	3
	310450460222026	McKinley Elem School	2
	310450460222027	Oakhill Elem School	2
	310450460222028	Ontarioville Elem School	2
	310450460222029	Parkwood Elem School	4
	310450460222031	Ridge Circle Elem School	2
	310450460222032	Sheridan Elem School	4
	310450460222034	Sunnydale Elem School	2
	310450460222036	Washington Elem School	4
310450460222042	Heritage Elem School	2	
310450460222044	Lords Park Elem School	4	
Seneca Twp HSD 160	350501600170001	Seneca High School	3
Shawnee CUSD 84	020910840261002	Shawnee Jr High School	1
Shiloh CUSD 1	110230010262002	Shiloh Elementary School	2
Silvis SD 34	490810340022003	George O Barr School	3

Skokie SD 68	050160680021002	Old Orchard Jr High School	3
Skokie SD 69	050160690022001	Thomas Edison Elem School	3
	050160690022004	Madison Elem School	4
Smithton CCSD 130	500821300042001	Smithton Elem School	1
South Central CUD 401	130584010261001	South Central Middle School	4
	130584010262002	South Central Elementary-Kinmundy	1
South Holland SD 150	070161500022002	McKinley Elem School	2
South Holland SD 151	070161510021001	Coolidge Middle School	12
	070161510022002	Eisenhower School	3
	070161510022004	Madison School	6
South Pekin SD 137	530901370022001	South Pekin Elem School	2
Sparta CUSD 140	450791400262002	Sparta-Lincoln Middle School	3
	450791400262007	Sparta Primary Attendance Center	2
	450791400262008	Evansville Attendance Center	2
Spring Valley CCSD 99	280060990042002	John F Kennedy Elem School	3
Springfield SD 186	510841860251009	Washington Middle School	6
	510841860252010	Jane Addams Elem School	1
	510841860252013	Black Hawk Elem School	4
	510841860252015	Dubois Elem School	3
	510841860252016	Enos Elem School	12
	510841860252017	Fairview Elem School	3
	510841860252022	Laketown Elem School	2
	510841860252027	Matheny-Withrow Elem Sch	3
	510841860252028	McClermand Elem School	5
	510841860252031	Pleasant Hill Elem School	2
	510841860252032	Ridgely Elem School	3
	510841860252035	Southern View Elem School	3
	510841860252037	Wanless Elem School	2
	510841860252042	Jefferson Middle School	2
	510841860252044	Harvard Park Elem School	4
	510841860252045	Edwin A Lee Elementary School	4
510841860252046	Elizabeth Graham Elem School	3	
St Anne CHSD 302	320463020160001	St Anne Comm High School	13
St Charles CUSD 303	310453030262006	Richmond Intermediate Sch	1
St Elmo CUSD 202	030262020262001	St Elmo Elem School	2
St Joseph Ogden CHSD 305			

	090103050160001	St Joseph-Ogden High School	2
Steeleville CUSD 138			
	450791380262002	Steeleville Elem School	1
Steger SD 194			
	070161940022002	Eastview Elem School	2
	070161940022004	Parkview Elem School	2
	070161940022005	Saukview Elem School	2
Sterling CUSD 5			
	550980050262008	Lincoln Elem School	1
	550980050262010	Washington Elem School	1
Streator ESD 44			
	350500440022001	Centennial Elem School	1
	350500440022003	Kimes Elem School	1
	350500440022006	Oakland Park Elem School	2
	350500440022007	Sherman Elem School	1
Streator Twp HSD 40			
	350500400170001	Streator Twp High School	5
Summit SD 104			
	070161040021001	Heritage Middle School	3
	070161040022001	Dr Donald Wharton Elem School	3
	070161040022003	Otis P Graves Elem School	4
	070161040022004	W W Walker Elem School	2
	070161040022005	Walsh Elem School	1
Sunnybrook SD 171			
	070161710021001	Heritage Middle School	7
	070161710022001	Nathan Hale Elem School	3
Sycamore CUSD 427			
	160194270261002	Sycamore Middle School	2
	160194270262007	South Prairie Elementary School	1
	160194270262008	North Grove Elementary School	1
Taft SD 90			
	560990900022001	Taft Grade School	1
Tamaroa School Dist 5			
	300730050022001	Tamaroa Elem School	2
Taylorville CUSD 3			
	100110030262001	Memorial Elem School	2
Thompsonville CUSD 174			
	210281740260001	Thompsonville High School	3
Thornton Fractional Twp HSD 215			
	070162150170001	Thornton Fractnl No High School	7
	070162150170002	Thornton Fractnl So High School	3
Thornton Twp HSD 205			
	070162050170001	Thornton Township High School	10
	070162050170002	Thornridge High School	10
	070162050170003	Thornwood High School	10
Tinley Park CCSD 146			
	070161460042003	Memorial Elem School	1

Township HSD 211	050162110170003	Palatine High School	2
	050162110170006	Hoffman Estates High School	2
Township HSD 214	050162140170002	Elk Grove High School	2
	050162140170006	Wheeling High School	2
	050162140170007	Rolling Meadows High School	2
Tri City CUSD 1	510840010261001	Tri-City Jr High School	1
Tri Point CUSD 6-J	17053006J262005	Tri Point Elementary School	1
Trico CUSD 176	300391760260001	Trico Senior High School	1
	300391760261001	Trico Jr High School	1
	300391760262008	Trico Elementary School	3
Twp HSD 113	340491130170002	Highland Park High School	9
Union SD 81	560990810022001	Union Elementary School	1
United Twp HSD 30	490810300170001	United Twp High School	10
Urbana SD 116	090101160222004	M L King Jr Elem School	1
	090101160222005	Leal Elem School	3
	090101160222007	Prairie Elem School	2
	090101160222008	Thomas Paine Elem School	1
	090101160222013	Wiley Elementary School	1
V I T CUSD 2	220290020262006	V I T Elementary School	1
Valley View CUSD 365U	56099365U261006	Hubert H Humphrey Middle School	4
	56099365U262002	Irene King Elem School	5
	56099365U262003	Bernard J Ward Elem School	4
	56099365U262006	John R Tibbott Elem School	4
	56099365U262008	Wood View Elem School	2
	56099365U262009	Independence Elem School	3
	56099365U262010	Jonas E Salk Elem School	2
	56099365U262012	Oak View Elem School	2
56099365U262016	Skoff Elementary	3	
Valmeyer CUSD 3	450670030260001	Valmeyer High School	2
Vandalia CUSD 203	030262030261002	Vandalia Junior High School	6
	030262030262008	Vandalia Elementary School	4
Venice CUSD 3	410570030262002	Venice Elem School	12
Vienna HSD 133			

	020441330170001	Vienna High School	4
Villa Grove CUSD 302			
	110213020262001	Villa Grove Elem School	1
W Harvey-Dixmoor PSD 147			
	070161470021001	Rosa L Parks Middle School	12
	070161470022004	Lincoln Elem School	5
	070161470022006	Washington Elem School	1
Wabash CUSD 348			
	200933480261003	Mt Carmel Middle School	2
	200933480262005	North Intermediate Ctr of Educ	5
Waltonville CUSD 1			
	250410010262002	Waltonville Grade School	2
Warren CUSD 205			
	080432050260001	Warren Jr/Sr High School	1
Warren Twp HSD 121			
	340491210170001	Warren Township High School	8
Warsaw CUSD 316			
	260343160262003	Warsaw Elem School	1
Washington CHSD 308			
	530903080160001	Washington Comm High School	3
Washington SD 52			
	530900520021001	Washington Middle School	1
Wauconda CUSD 118			
	340491180262001	Wauconda Grade School	4
Waukegan CUSD 60			
	340490600261001	Jack Benny Middle School	12
	340490600261002	Thomas Jefferson Middle School	9
	340490600261003	Daniel Webster Middle School	12
	340490600261004	Robert E Abbott Middle School	12
	340490600261005	Miguel Juarez Middle School	12
	340490600262004	Carman-Buckner Elem School	4
	340490600262005	John S Clark Elem School	1
	340490600262006	Andrew Cooke Magnet Elem School	1
	340490600262007	Clearview Elem School	12
	340490600262008	Glen Flora Elem School	12
	340490600262009	Glenwood Elementary School	3
	340490600262010	Greenwood Elem School	2
	340490600262011	Hyde Park Elem School	4
	340490600262013	Little Fort Elem School	9
	340490600262014	Lyon Magnet Elementary School	4
	340490600262015	H R McCall Elem School	3
	340490600262016	North Elem School	4
	340490600262017	Oakdale Elem School	4
	340490600262018	Washington Elem School	3
	340490600262021	Whittier Elem School	2
Wayne City CUSD 100			
	200961000262005	Wayne City Attendance Center	1
Webber Twp HSD 204			
	250412040170001	Webber Twp High School	5

West Chicago ESD 33	190220330022001	Gary Elementary School	4
	190220330022002	Indian Knoll Elem School	2
	190220330022004	Pioneer Elem School	4
	190220330022005	Turner Elem School	4
	190220330022006	Currier Elementary School	4
	190220330022007	Wegner Elementary School	3
West Richland CUSD 2	120800020262002	West Richland Elementary School	1
Westchester SD 92-5	060160925022002	Westchester Intermediate School	2
Western CUSD 12	010750120261001	Western Jr High School	1
	010750120262001	Western Barry Elem	1
Westville CUSD 2	540920020262001	Judith Giacoma Elem School	3
Wheeling CCSD 21	050160210041006	Oliver W Holmes Middle School	2
	050160210042003	Eugene Field Elem School	2
	050160210042004	Robert Frost Elem School	2
	050160210042007	Joyce Kilmer Elem School	1
	050160210042014	Mark Twain Elem School	2
	050160210042015	Walt Whitman Elem School	2
Whiteside SD 115	500821150022001	Whiteside Elem School	3
Winchester CUSD 1	460860010262002	Winchester Elem School	2
Wood Dale SD 7	190220070022002	Oakbrook Elem School	2
Wood River-Hartford ESD 15	410570150032002	Lewis-Clark Elem School	1
	410570150032004	Hartford Elem School	1
Woodlawn CHSD 205	250412050160001	Woodlawn Comm High School	3
Woodstock CUSD 200	440632000262003	Dean Street Elem School	3
	440632000262007	Olson Elementary School	2
	440632000262008	Mary Endres Elementary School	4
	440632000262010	Prairiewood Elem Sch	3
Yorkville CUSD 115	240471150262009	Autumn Creek Elem Sch	1
Zeigler-Royalton CUSD 188	210281880260001	Zeigler-Royalton High School	5
	210281880261001	Zeigler-Royalton Jr High School	1
	210281880262003	Zeigler-Royalton Elem School	2
Zion ESD 6	340490060021001	Zion Central Middle School	4

	340490060022002	East Elementary School	3
	340490060022005	Shiloh Park Elem School	1
	340490060022006	West Elementary School	3
	340490060022008	Elmwood Elem School	4
Zion-Benton Twp HSD 126			
	340491260170001	Zion-Benton Twnshp Hi Sch	9

FEDERAL DISTRICT IMPROVEMENT STATUS

Below is a list of the Title I funded districts in the State that are in Federal Improvement Status as defined by the federal No Child Left Behind Act of 2001. Out of 866 districts statewide, 833 are Title I districts of which 433 districts or 50.0 percent (of all the districts) are in Federal Improvement Status.

District Name	District ID	Years in Improvement
Addison SD 4	190220040	9
Allen-Otter Creek CCSD 65	350500650	1
Alsip-Hazlgrn-Oaklwn SD 126	070161260	2
Alton CUSD 11	410570110	9
Anna Jonesboro CHSD 81	020910810	5
Antioch CCSD 34	340490340	1
Arcola CUSD 306	110213060	1
Argo CHSD 217	070162170	5
Armstrong Twp HSD 225	540922250	5
Arthur CUSD 305	110213050	1
Atwood Hammond CUSD 39	390740390	1
Atwood Heights SD 125	070161250	1
Auburn CUSD 10	510840100	9
Aurora East USD 131	310451310	9
Aurora West USD 129	310451290	9
Ball Chatham CUSD 5	510840050	1
Barrington CUSD 220	340492200	2
Bartonville SD 66	480720660	1
Batavia USD 101	310451010	2
Beach Park CCSD 3	340490030	3
Beardstown CUSD 15	460090150	9
Belleville SD 118	500821180	1
Belleville Twp HSD 201	500822010	9
Bellwood SD 88	060160880	9
Belvidere CUSD 100	040041000	9
Bement CUSD 5	390740050	1
Bensenville SD 2	190220020	1
Benton CCSD 47	210280470	2
Benton Cons HSD 103	210281030	4
Berkeley SD 87	060160870	9
Berwyn North SD 98	060160980	6
Berwyn South SD 100	060161000	1
Bethalto CUSD 8	410570080	4
Bethel SD 82	250410820	1
Bloom Twp HSD 206	070162060	9
Bloomington SD 87	170640870	9

Bond County CUSD 2	030030020	1
Bourbonnais SD 53	320460530	2
Braceville SD 75	240320750	1
Bradley Bourbonnais CHSD 307	320463070	4
Bradley SD 61	320460610	3
Bremen CHSD 228	070162280	9
Brooklyn UD 188	500821880	9
Brookwood SD 167	070161670	9
Buncombe Cons SD 43	020440430	1
Burbank SD 111	070161110	2
Bureau Valley CUSD 340	280063400	2
Burnham SD 154-5	070161545	3
Bushnell Prairie City CUSD 170	260621700	4
Cahokia CUSD 187	500821870	9
Cairo USD 1	020020010	9
Calumet City SD 155	070161550	9
Calumet Public SD 132	070161320	2
Canton Union SD 66	220290660	4
Carbon Cliff-Barstow SD 36	490810360	3
Carbondale CHSD 165	300391650	9
Carbondale ESD 95	300390950	3
Carlinville CUSD 1	400560010	1
Carlyle CUSD 1	130140010	1
Carmi-White County CUSD 5	200970050	9
Carrier Mills-Stonefort CUSD 2	200830020	3
Cartersville CUSD 5	211000050	1
CCSD 168	070161680	5
CCSD 180	190221800	2
CCSD 62	050160620	3
CCSD 89	190220890	2
Central A & M CUD 21	110870210	1
Central CHSD 71	130140710	3
Central CUSD 3	010010030	1
Central CUSD 301	310453010	2
Central CUSD 4	320380040	9
Centralia HSD 200	130582000	9
Champaign CUSD 4	090100040	9
Chaney-Monge SD 88	560990880	2
Charleston CUSD 1	110150010	1
Chester CUSD 139	450791390	9
Chicago Heights SD 170	070161700	9
Chicago Ridge SD 127-5	070161275	2
Christopher USD 99	210280990	2
CHSD 117	340491170	9

CHSD 128	340491280	2
CHSD 218	070162180	9
CHSD 94	190220940	5
CHSD 99	190220990	1
Cicero SD 99	060160990	9
City of Chicago SD 299	150162990	9
Clinton CUSD 15	170200150	1
Cobden SUD 17	020910170	1
Collinsville CUSD 10	410570100	9
Colona SD 190	280371900	2
Comm Cons SD 59	050160590	2
Cons SD 158	440631580	1
Cook County SD 130	070161300	9
Coulterville USD 1	450790010	1
Country Club Hills SD 160	070161600	9
County of Winnebago SD 320	041013200	1
County of Woodford School	431021220	2
Cowden-Herrick CUSD 3A	11087003A	1
Creston CCSD 161	470711610	1
Crete Monee CUSD 201U	56099201U	9
Creve Coeur SD 76	530900760	2
Crystal Lake CCSD 47	440630470	3
Cumberland CUSD 77	110180770	1
CUSD 200	190222000	2
CUSD 3 Fulton County	220290030	1
CUSD 300	310453000	4
CUSD 4	010010040	1
Dallas ESD 327	260343270	2
Danville CCSD 118	540921180	9
Darien SD 61	190220610	1
Decatur SD 61	390550610	9
DeKalb CUSD 428	160194280	4
DePue USD 103	280061030	3
Dixon USD 170	470521700	4
Dodds CCSD 7	250410070	1
Dolton SD 148	070161480	9
Dolton SD 149	070161490	9
Dongola USD 66	020910660	1
DuPage HSD 88	190220880	9
Duquoin CUSD 300	300733000	2
Dwight Twp HSD 230	170532300	1
East Alton SD 13	410570130	9
East Alton-Wood River CHSD 14	410570140	9
East Dubuque USD 119	080431190	1

East Maine SD 63	050160630	3
East Moline SD 37	490810370	4
East Peoria CHSD 309	530903090	6
East Richland CUSD 1	120800010	2
East St Louis SD 189	500821890	9
Edinburg CUSD 4	100110040	1
Edwards County CUSD 1	200240010	1
Edwardsville CUSD 7	410570070	2
Effingham CUSD 40	030250400	2
Egyptian CUSD 5	020020050	9
Eldorado CUSD 4	200830040	9
Elmhurst SD 205	190222050	1
Elverado CUSD 196	300391960	1
Elwood CCSD 203	560992030	1
ESD 159	070161590	1
Evanston CCSD 65	050160650	4
Evanston Twp HSD 202	050162020	9
Evergreen Park CHSD 231	070162310	3
Evergreen Park ESD 124	070161240	2
Fairfield Comm H S Dist 225	200962250	4
Fairmont SD 89	560990890	4
Fenton CHSD 100	190221000	9
Field CCSD 3	250410030	1
Flora CUSD 35	120130350	1
Flossmoor SD 161	070161610	9
Ford Heights SD 169	070161690	3
Frankfort CUSD 168	210281680	3
Franklin Park SD 84	060160840	2
Freeburg CHSD 77	500820770	2
Freeport SD 145	080891450	3
Galatia CUSD 1	200830010	1
Galesburg CUSD 205	330482050	9
Gallatin CUSD 7	200300070	1
Galva CUSD 224	280372240	1
Gardner S Wilmington Twp HSD 73	240320730	3
Gen George Patton SD 133	070161330	9
Geneseo CUSD 228	280372280	9
Genoa Kingston CUSD 424	160194240	1
Georgetown-Ridge Farm CUD 4	540920040	9
Gillespie CUSD 7	400560070	9
Glen Ellyn SD 41	190220410	1
Glenbard Twp HSD 87	190220870	9
Granite City CUSD 9	410570090	9
Grant CCSD 110	500821100	1

Grant CHSD 124	340491240	4
Grayslake CCSD 46	340490460	1
Grayville CUSD 1	200970010	1
Greenfield CUSD 10	400310100	1
Griggsville-Perry CUSD 4	010750040	1
Gurnee SD 56	340490560	1
Hall HSD 502	280065020	5
Hamilton CCSD 328	260343280	1
Hamilton Co CUSD 10	250330100	4
Hardin County CUSD 1	200350010	2
Harlem UD 122	041011220	9
Harrisburg CUSD 3	200830030	3
Harrison SD 36	440630360	1
Harvard CUSD 50	440630500	9
Harvey SD 152	070161520	9
Havana CUSD 126	380601260	9
Hawthorn CCSD 73	340490730	2
Hazel Crest SD 152-5	070161525	1
Herrin CUSD 4	211000040	2
Highland CUSD 5	410570050	9
Hillsboro CUSD 3	100680030	3
Hillside SD 93	060160930	6
Hinsdale Twp HSD 86	190220860	9
Hononegah CHD 207	041012070	3
Hoopeston Area CUSD 11	540920110	4
Hoover-Schrum Memorial SD 157	070161570	2
Il Valley Central USD 321	480723210	1
Illini Central CUSD 189	380601890	9
Illini West H S Dist 307	260343070	3
Ina CCSD 8	250410080	2
Indian Prairie CUSD 204	190222040	2
Indian Springs SD 109	070161090	9
Iroquois County CUSD 9	320380090	1
Iroquois West CUSD 10	320380100	2
J S Morton HSD 201	060162010	9
Jacksonville SD 117	460691170	3
Jasper County CUD 1	120400010	9
Jersey CUSD 100	400421000	2
Johnston City CUSD 1	211000010	9
Joliet PSD 86	560990860	9
Joliet Twp HSD 204	560992040	9
Jonesboro CCSD 43	020910430	1
Kaneland CUSD 302	310453020	1
Kankakee SD 111	320461110	9

Keeneyville SD 20	190220200	9
Kewanee CUSD 229	280372290	2
La Moille CUSD 303	280063030	1
La Salle ESD 122	350501220	1
La Salle-Peru Twp HSD 120	350501200	6
Lake Forest CHSD 115	340491150	1
Lake Park CHSD 108	190221080	9
Lake Zurich CUSD 95	340490950	1
Lansing SD 158	070161580	9
Laraway CCSD 70C	56099070C	3
Lebanon CUSD 9	500820090	1
Lemont Twp HSD 210	070162100	2
Lewistown CUSD 97	220290970	1
Leyden CHSD 212	060162120	7
Limestone CHSD 310	480723100	5
Lincoln CHSD 404	380544040	3
Lincoln ESD 156	070161560	2
Lincoln ESD 27	380540270	1
Lincoln Way CHSD 210	560992100	9
Lincolnwood SD 74	050160740	2
Lindop SD 92	060160920	2
Litchfield CUSD 12	100680120	1
Lockport Twp HSD 205	560992050	2
Lombard SD 44	190220440	2
Lowpoint-Washburn CUSD 21	431020210	1
Ludlow CCSD 142	090101420	1
Lyons SD 103	060161030	3
Lyons Twp HSD 204	060162040	2
Macomb CUSD 185	260621850	1
Madison CUSD 12	410570120	9
Mahomet-Seymour CUSD 3	090100030	1
Maine Township HSD 207	050162070	9
Mannheim SD 83	060160830	9
Manteno CUSD 5	320460050	1
Marengo CHSD 154	440631540	4
Marion CUSD 2	211000020	2
Marissa CUSD 40	500820400	2
Marquardt SD 15	190220150	4
Marseilles ESD 150	350501500	1
Mascoutah CUD 19	500820190	1
Massac UD 1	020610010	9
Matteson ESD 162	070161620	2
Mattoon CUSD 2	110150020	1
Maywood-Melrose Park-Broadview 89	060160890	9

McHenry CCSD 15	440630150	4
McHenry CHSD 156	440631560	9
McLean County USD 5	170640050	3
Mendota CCSD 289	350502890	2
Mendota Twp HSD 280	350502800	4
Meredosia-Chambersburg CUSD 11	460690110	1
Meridian CUSD 101	020771010	4
Midlothian SD 143	070161430	9
Midwest Central CUSD 191	380601910	9
Mokena SD 159	560991590	1
Moline USD 40	490810400	9
Monmouth-Roseville CUSD 238	270942380	3
Morris CHSD 101	240321010	4
Morris SD 54	240320540	1
Morrison CUSD 6	550980060	1
Morton Grove SD 70	050160700	1
Mount Prospect SD 57	050160570	1
Mount Vernon SD 80	250410800	9
Mt Vernon Twp HSD 201	250412010	6
Mulberry Grove CUSD 1	030030010	1
Mundelein Cons HSD 120	340491200	6
Murphysboro CUSD 186	300391860	9
Naperville CUSD 203	190222030	2
Nashville CCSD 49	130950490	1
Nashville CHSD 99	130950990	3
Niles Twp CHSD 219	050162190	9
Nippersink SD 2	440630020	1
Nokomis CUSD 22	100680220	2
North Boone CUSD 200	040042000	2
North Chicago SD 187	340491870	7
North Clay CUSD 25	120130250	1
North Greene CUSD 3	400310030	9
North Shore SD 112	340491120	1
Northfield Twp HSD 225	050162250	5
O Fallon Twp HSD 203	500822030	5
Oak Lawn CHSD 229	070162290	5
Oak Park - River Forest SD 200	060162000	6
Oak Park ESD 97	060160970	1
Olympia CUSD 16	170640160	1
Orland SD 135	070161350	1
Oswego CUSD 308	240473080	9
Ottawa ESD 141	350501410	9
Ottawa Twp HSD 140	350501400	7
Palatine CCSD 15	050160150	4

Pana CUSD 8	100110080	2
Paris-Union SD 95	110230950	1
Park Forest SD 163	070161630	2
Paxton-Buckley-Loda CUD 10	090270100	9
Pekin CSD 303	530903030	7
Pekin PSD 108	530901080	1
Pembroke CCSD 259	320462590	1
Peoria Heights CUSD 325	480723250	9
Peoria SD 150	480721500	9
Peotone CUSD 207U	56099207U	1
Pikeland CUSD 10	010750100	1
Pinckneyville CHSD 101	300731010	3
Pinckneyville SD 50	300730500	1
Plainfield SD 202	560992020	2
Plano CUSD 88	240470880	9
Pleasant Hill SD 69	480720690	2
Pontiac CCSD 429	170534290	1
Pontiac Twp HSD 90	170530900	5
Pope Co CUD 1	200760010	2
Porta CUSD 202	380652020	1
Posen-Robbins ESD 143-5	070161435	9
Prairie Central CUSD 8	170530080	1
Prairie-Hills ESD 144	070161440	9
Princeton ESD 115	280061150	9
Princeton HSD 500	280065000	4
Prophetstown-Lyndon-Tampico CUSD3	550980030	9
Proviso Twp HSD 209	060162090	9
Putnam County CUSD 535	430785350	9
Queen Bee SD 16	190220160	9
Quincy SD 172	010011720	3
Raccoon Cons SD 1	130580010	2
Ramsey CUSD 204	030262040	1
Rantoul City SD 137	090101370	7
Rantoul Township HSD 193	090101930	1
Reavis Twp HSD 220	070162200	4
Red Hill CUSD 10	120510100	1
Rhodes SD 84-5	060160845	4
Rich Twp HSD 227	070162270	9
Richland GSD 88A	56099088A	2
Ridgeland SD 122	070161220	3
Ridgeview CUSD 19	170640190	1
Ridgewood CHSD 234	060162340	5
River Bend CUSD 2	550980020	9
Riverside-Brookfield Twp SD 208	060162080	2

Riverton CUSD 14	510840140	2
Riverview CCSD 2	431020020	1
Robinson CUSD 2	120170020	1
Rochelle CCSD 231	470712310	1
Rochelle Twp HSD 212	470712120	6
Rock Falls ESD 13	550980130	1
Rock Falls Twp HSD 301	550983010	5
Rock Island SD 41	490810410	9
Rockdale SD 84	560990840	1
Rockford SD 205	041012050	9
Rossville-Alvin CUSD 7	540920070	1
Round Lake CUSD 116	340491160	9
Roxana CUSD 1	410570010	9
Salem CHSD 600	130586000	4
Sandoval CUSD 501	130585010	1
Sandridge SD 172	070161720	3
Sandwich CUSD 430	160194300	2
Sangamon Valley CUSD 9	390550090	1
Saratoga CCSD 60C	24032060C	2
Schuyler-Industry CUSD 5	220850050	1
SD 45 DuPage County	190220450	2
SD U-46	310450460	9
Seneca Twp HSD 160	350501600	4
Sesser-Valier CUSD 196	210281960	9
Shawnee CUSD 84	020910840	1
Sherrard CUSD 200	490812000	9
Silvis SD 34	490810340	1
Skokie SD 69	050160690	3
Smithton CCSD 130	500821300	1
South Fork SD 14	100110140	1
South Holland SD 151	070161510	9
South Pekin SD 137	530901370	2
Southwestern CUSD 9	400560090	2
Sparta CUSD 140	450791400	9
Spoon River Valley CUSD 4	220290040	1
Spring Valley CCSD 99	280060990	2
Springfield SD 186	510841860	9
St Anne CHSD 302	320463020	9
St Charles CUSD 303	310453030	2
St Elmo CUSD 202	030262020	1
St Joseph Ogden CHSD 305	090103050	2
Steger SD 194	070161940	2
Sterling CUSD 5	550980050	2
Streator ESD 44	350500440	1

Streator Twp HSD 40	350500400	5
Summit SD 104	070161040	3
Sunnybrook SD 171	070161710	2
Sycamore CUSD 427	160194270	2
Taft SD 90	560990900	1
Tamaroa School Dist 5	300730050	2
Taylorville CUSD 3	100110030	1
Thornton Fractional Twp HSD 215	070162150	7
Thornton Twp HSD 205	070162050	9
Township HSD 211	050162110	2
Township HSD 214	050162140	2
Tri City CUSD 1	510840010	1
Tri Point CUSD 6-J	17053006J	1
Triad CUSD 2	410570020	1
Trico CUSD 176	300391760	9
Troy CCSD 30C	56099030C	2
Twp HSD 113	340491130	9
Union SD 81	560990810	1
United Twp HSD 30	490810300	9
Urbana SD 116	090101160	9
Valley View CUSD 365U	56099365U	9
Vandalia CUSD 203	030262030	9
Venice CUSD 3	410570030	9
Vienna HSD 133	020441330	4
W Harvey-Dixmoor PSD 147	070161470	9
Wabash CUSD 348	200933480	2
Warren Twp HSD 121	340491210	7
Washington CHSD 308	530903080	3
Wauconda CUSD 118	340491180	3
Waukegan CUSD 60	340490600	9
Webber Twp HSD 204	250412040	5
West Chicago ESD 33	190220330	9
Western CUSD 12	010750120	1
Westville CUSD 2	540920020	2
Wethersfield CUSD 230	280372300	1
Wheeling CCSD 21	050160210	2
Whiteside SD 115	500821150	2
Winnebago CUSD 323	041013230	1
Wood River-Hartford ESD 15	410570150	9
Woodland CCSD 50	340490500	3
Woodlawn CHSD 205	250412050	3
Woodstock CUSD 200	440632000	5
Zeigler-Royalton CUSD 188	210281880	2
Zion ESD 6	340490060	4

