



ILLINOIS STATE REPORT CARD

State and federal laws require public school districts to release report cards to the public each year.

STUDENTS

RACIAL/ETHNIC BACKGROUND AND OTHER INFORMATION

	White	Black	Hispanic	Asian/ Pacific Islander	Native American	Low- Income Rate	Limited- English- Proficient Rate	High Sch. Dropout Rate	Chronic Truancy Rate	Mobility Rate	Attendance Rate	Total Enrollment
	57.7	20.8	17.7	3.6	0.2	39.0	6.7	4.6	2.1	16.8	94.2	2,060,048

Low-income students come from families receiving public aid; live in institutions for neglected or delinquent children; are supported in foster homes with public funds; or are eligible to receive free or reduced-price lunches.

Limited-English-proficient students are those students eligible for transitional bilingual programs.

Mobility rate is based on the number of times students enroll in or leave a school during the school year.

Chronic truants are students who are absent from school without valid cause for 18 or more of the last 180 school days.

INSTRUCTIONAL SETTING

PARENTAL CONTACT*

	Percent
	96.3

AVERAGE CLASS SIZE (as of the first school day in May)

Grade	Grade	Grade	Grade	Grade	High School
K	1	3	6	8	
21.0	21.6	22.6	23.7	23.1	19.9

STAFF-TO-STUDENT RATIOS

Pupil- Teacher Elementary	Pupil- Teacher Secondary	Pupil- Certified Staff	Pupil- Administrator
19.4	18.8	14.1	208.7

* Parental contact includes parent-teacher conferences, parental visits to school, school visits to home, telephone conversations, and written correspondence.

TIME DEVOTED TO TEACHING CORE SUBJECTS (Minutes Per Day)

Grades	Mathematics			Science			English/Language Arts			Social Science		
	3	6	8	3	6	8	3	6	8	3	6	8
	57	52	50	30	43	44	146	105	93	31	43	44

TEACHER INFORMATION (Full-Time Equivalents)

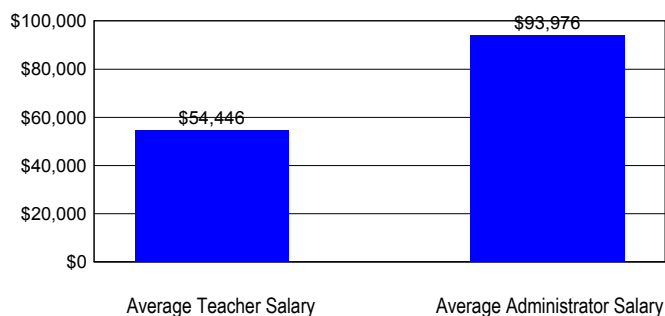
	White	Black	Hispanic	Asian/ Pacific Islander	Native American	Male	Female	Total Number
	85.0	9.8	4.0	1.0	0.1	23.4	76.6	125,702

TEACHER INFORMATION (Continued)

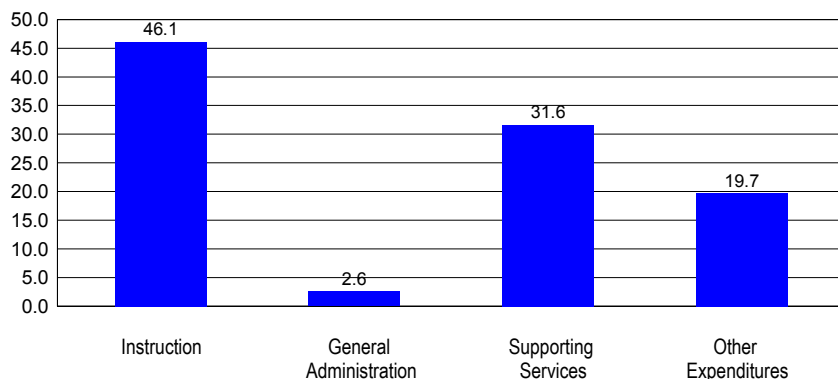
	Average Teaching Experience (Years)	% of Teachers with Bachelor's Degrees	% of Teachers with Master's & Above	% of Teachers with Emergency or Provisional Credentials	% of Classes Not Taught by Highly Qualified Teachers
All Schools	13.8	51.3	48.6	1.7	1.8
High Poverty Schools	13.3	54.6	45.2	4.6	6.6
Low Poverty Schools	13.2	50.3	49.6	0.5	0.3

SCHOOL DISTRICT FINANCES

TEACHER/ADMINISTRATOR SALARIES (Full-Time Equivalents)



EXPENDITURE BY FUNCTION 2002-03 (Percentages)



REVENUE BY SOURCE 2002-03

Source	Percent
Local Property Taxes	56.6
Other Local Funding	5.4
General State Aid	17.9
Other State Funding	12.1
Federal Funding	8.0

EXPENDITURE BY FUND 2002-03

Fund	Percent
Education	70.1
Operations & Maintenance	8.9
Transportation	3.5
Bond and Interest	6.0
Rent	0.0
Municipal Retirement/ Social Security	1.5
Fire Prevention & Safety	0.9
Site & Construction/ Capital Improvement	9.0

OTHER FINANCIAL INDICATORS


	2002-03 Instructional Expenditure per Pupil	2002-03 Operating Expenditure per Pupil
	\$5,022	\$8,482

Instructional expenditure per pupil includes the direct costs of teaching pupils or the interaction between teachers and pupils.

Operating expenditure per pupil includes the gross operating cost of a school district excluding summer school, adult education, bond principal retired, and capital expenditures.

ACADEMIC PERFORMANCE

ACT ASSESSMENT: GRADUATING CLASS OF 2004*



ACT TEST TAKERS

	Number	% Class
	116,550	90.9

* Includes graduating students' most recent ACT Assessment scores from an ACT national test date or PSAE testing. Excludes the scores of students who took the test with special accommodations. State averages for ACT data are based on regular public schools and do not include private and special purpose schools.

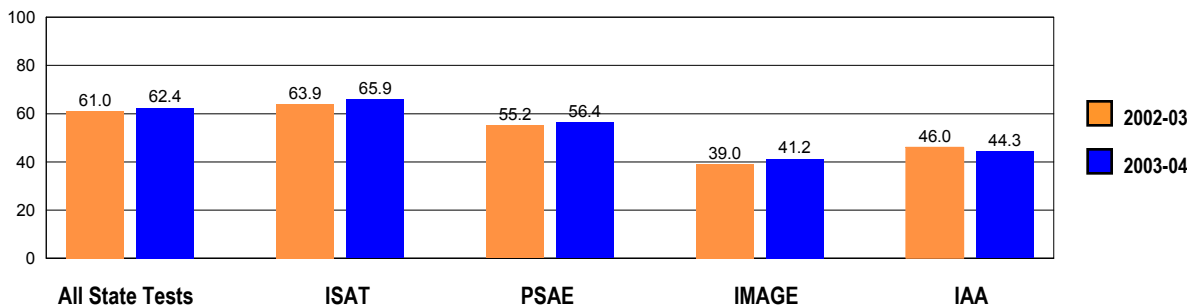
HIGH SCHOOL GRADUATION RATE

All	Gender		Race / Ethnicity						LEP	Migrant	Students with Disabilities	Economically Disadvantaged
	Male	Female	White	Black	Hispanic	Asian/Pacific Islander	Native American	Multi racial /Ethnic				
86.6	84.3	88.8	91.8	74.0	75.9	91.9	76.6	87.9	57.9	25.0	75.8	71.1

OVERALL STUDENT PERFORMANCE

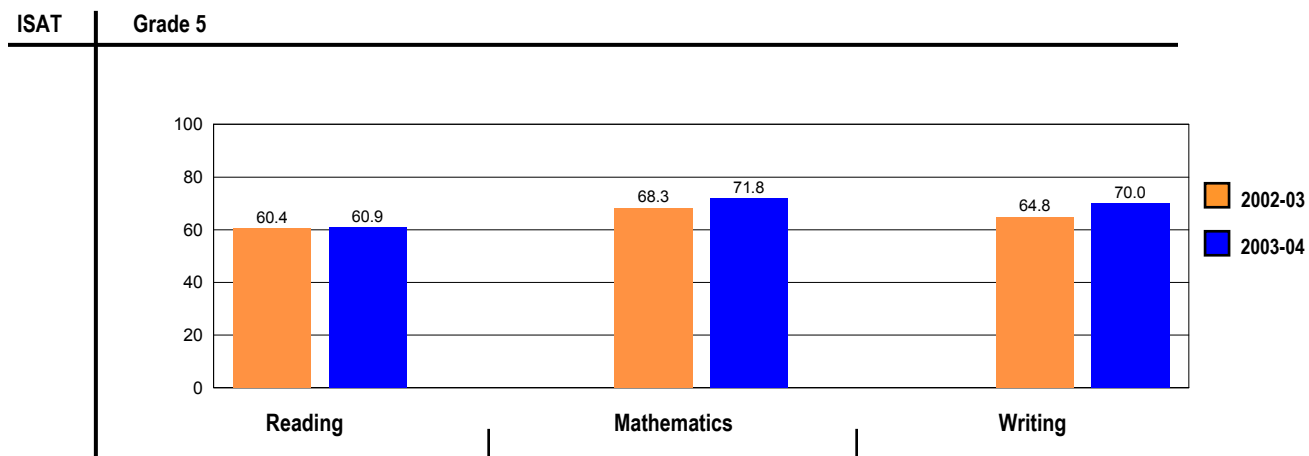
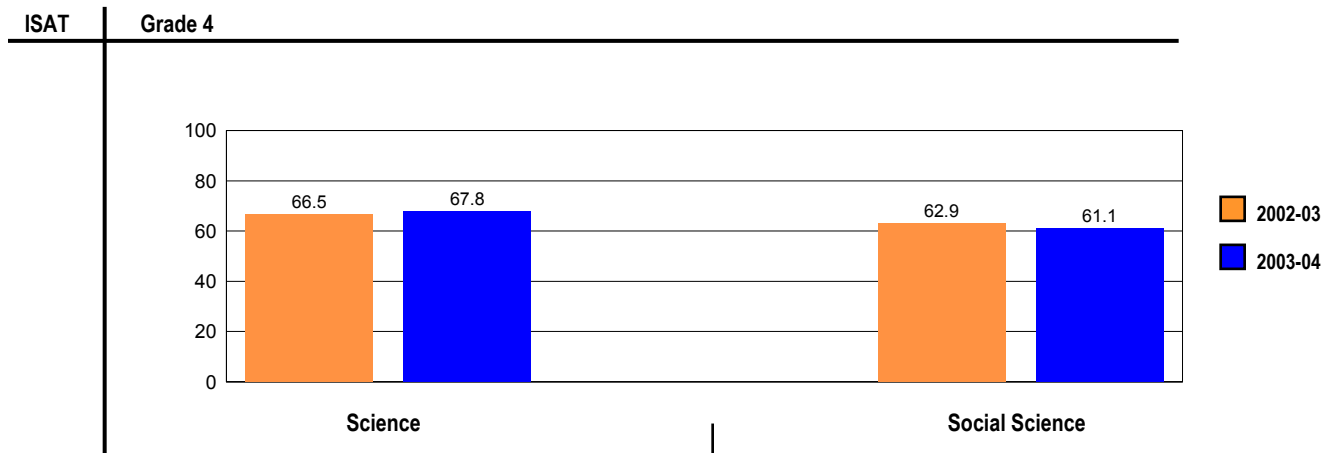
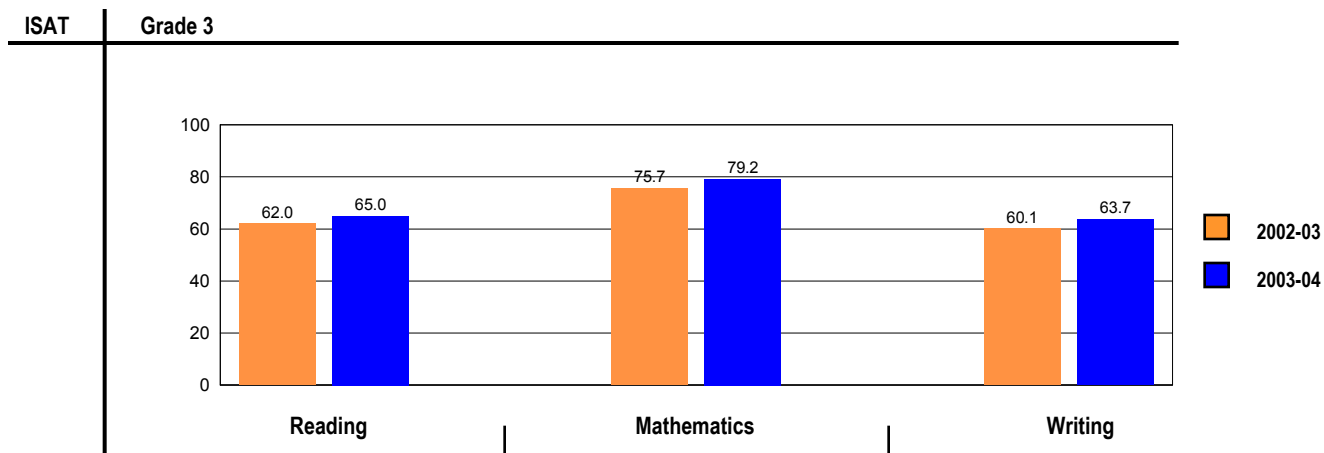
These charts present the overall percentages of state test scores categorized as meeting or exceeding the Illinois Learning Standards for the state. These performance measures include only those test scores for the grades and subjects included in the state.

OVERALL PERFORMANCE - ALL STATE TESTS

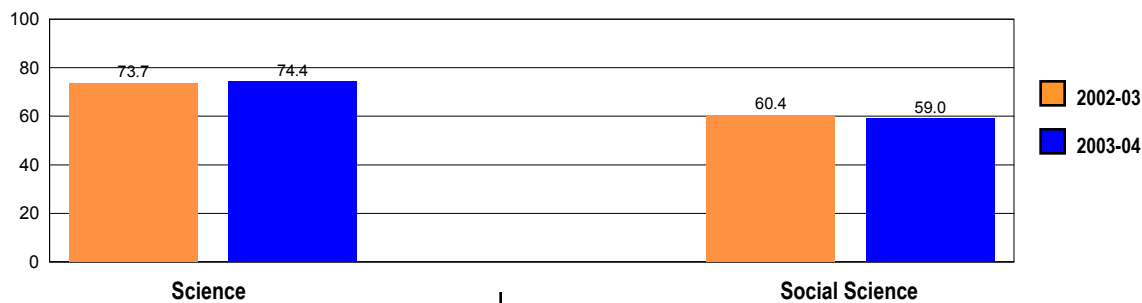


ILLINOIS STANDARDS ACHIEVEMENT TEST (ISAT) PERFORMANCE

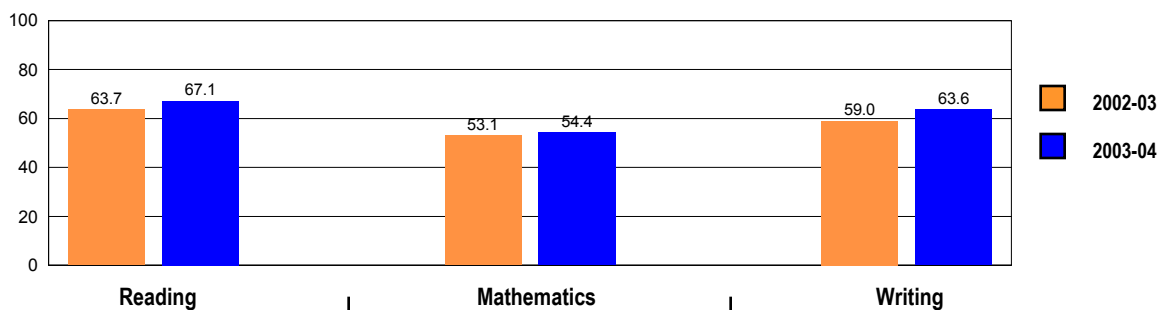
These charts provide information on attainment of the Illinois Learning Standards. They show the percents of student scores meeting or exceeding Standards for the grades and subjects tested on ISAT.



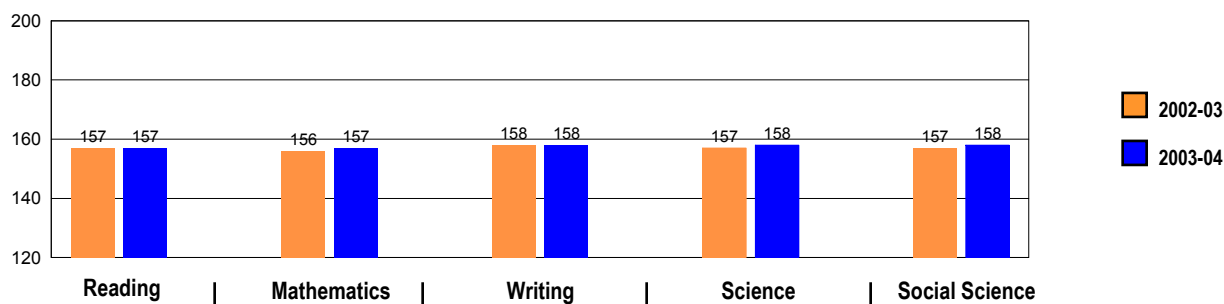
ISAT Grade 7



ISAT Grade 8

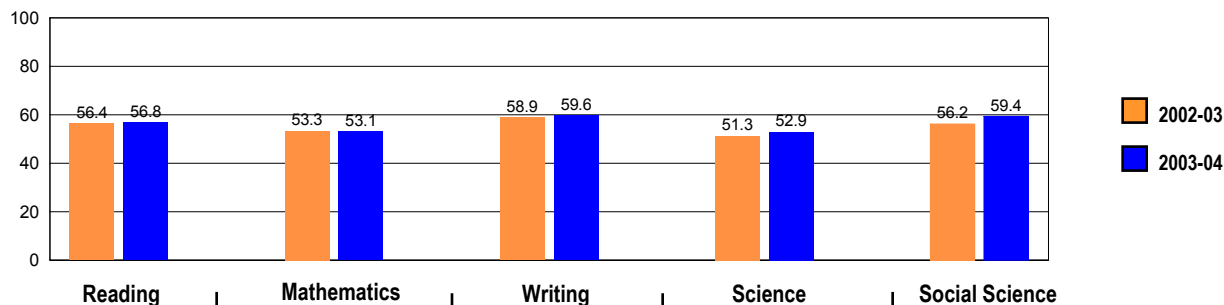


PRAIRIE STATE ACHIEVEMENT EXAMINATION (PSAE) - Average Scores



PSAE scores range from 120 to 200.

PRAIRIE STATE ACHIEVEMENT EXAMINATION (PSAE) - Percents Meeting or Exceeding Standards



Number of students in the State taking the PSAE in 2004: 119,794

PERFORMANCE ON STATE ASSESSMENTS

Federal law requires that student achievement results for schools providing Title I services be reported to the general public.

The Illinois Standards Achievement Test (ISAT) is administered to students in grades 3, 4, 5, 7, and 8. The Prairie State Achievement Examination (PSAE) is administered to students in grade 11. The Illinois Measure of Annual Growth in English (IMAGE) is administered to students in state-approved transitional bilingual programs. The Illinois Alternate Assessment (IAA) is administered to students with disabilities whose Individualized Education Programs (IEPs) indicate that participation in the ISAT or PSAE would not be appropriate.

Students with disabilities have an IEP (No Child Left Behind Act). An IEP is a written plan for a child with a disability who is eligible to receive special education services under the Individuals with Disabilities Education Act.

Schools with grade 2 as the highest grade in the school use a state-adopted test in reading and mathematics to meet this requirement.

In order to protect students' identities, test data for groups of fewer than ten students are not reported.

PERCENTAGE OF STUDENTS NOT TESTED IN STATE TESTING PROGRAMS														
	All	Gender		Racial/Ethnic Background						LEP	Migrant	Students with Disabilities	Economically Disadvantaged	
		Male	Female	White	Black	Hispanic	Asian/Pacific Islander	Native American	Multi racial /Ethnic					
*Enrollment	618,424	315,149	303,275	362,539	126,432	103,851	22,724	1,038	1,840	43,501	259	89,417	239,386	
Reading	0.9	1.0	0.8	0.4	2.2	1.2	0.6	2.2	0.9	0.9	7.3	2.4	1.4	
Mathematics	0.9	1.1	0.9	0.4	2.3	1.3	0.6	1.9	1.0	1.3	6.9	2.4	1.5	

* Enrollment on the first day of state testing.

ILLINOIS STANDARDS ACHIEVEMENT TEST (ISAT)

The following tables show the percentages of student scores in each of four performance levels. These levels were established with the help of Illinois educators who teach the grade levels and learning areas tested. Due to rounding, the sum of the percentages in the four performance levels may not always equal 100.

- Level 1 -- Academic Warning - Student work demonstrates limited knowledge and skills in the subject. Because of major gaps in learning, students apply knowledge and skills ineffectively.
- Level 2 -- Below Standards - Student work demonstrates basic knowledge and skills in the subject. However, because of gaps in learning, students apply knowledge and skills in limited ways.
- Level 3 -- Meets Standards - Student work demonstrates proficient knowledge and skills in the subject. Students effectively apply knowledge and skills to solve problems.
- Level 4 -- Exceeds Standards - Student work demonstrates advanced knowledge and skills in the subject. Students creatively apply knowledge and skills to solve problems and evaluate the results.

Grade 3

Grade 3 - All

Levels	Reading				Mathematics				Writing			
	1	2	3	4	1	2	3	4	1	2	3	4
	7.0	27.9	42.4	22.7	6.8	14.0	46.1	33.0	5.2	31.1	61.0	2.8

Grade 3 - Gender

Levels	Reading				Mathematics				Writing			
	1	2	3	4	1	2	3	4	1	2	3	4
Male	8.6	29.4	41.7	20.2	7.5	13.4	44.4	34.7	7.1	35.6	55.5	1.8
Female	5.4	26.3	43.0	25.3	6.1	14.7	48.0	31.2	3.2	26.4	66.7	3.7

Grade 3 - Racial/Ethnic Background

Levels	Reading				Mathematics				Writing			
	1	2	3	4	1	2	3	4	1	2	3	4
White	3.2	20.0	46.2	30.7	2.3	8.0	45.8	43.9	2.9	25.3	68.1	3.6
Black	16.5	44.6	32.2	6.8	18.3	28.0	44.4	9.3	10.8	44.0	44.2	1.0
Hispanic	8.0	36.2	43.8	12.0	6.5	17.5	54.5	21.6	5.7	36.4	56.5	1.5
Asian/Pacific Islander	1.5	13.2	45.6	39.7	1.1	4.2	34.8	59.9	1.1	18.2	74.8	5.9
Native American	7.3	33.0	41.3	18.3	7.3	14.2	46.8	31.7	5.1	40.7	50.5	3.7
Multiracial/Ethnic	3.8	24.5	46.0	25.6	3.8	10.4	49.6	36.1	3.7	30.6	63.6	2.0

Grade 3 - Limited-English-Proficient

Levels	Reading				Mathematics				Writing			
	1	2	3	4	1	2	3	4	1	2	3	4
	7.8	31.7	45.8	14.7	6.3	14.2	49.6	30.0	5.4	34.3	58.2	2.1

Grade 3 - Migrant

Levels	Reading				Mathematics				Writing			
	1	2	3	4	1	2	3	4	1	2	3	4
	5.9	44.1	50.0	0.0	2.9	35.3	52.9	8.8	2.9	38.2	58.8	0.0

Grade 3 - Students with Disabilities

Levels	Reading				Mathematics				Writing			
	1	2	3	4	1	2	3	4	1	2	3	4
IEP	22.3	42.1	27.2	8.4	17.3	23.0	43.5	16.2	17.3	41.7	40.0	1.0
Non-IEP	4.5	25.6	44.9	25.1	5.1	12.5	46.6	35.8	3.2	29.4	64.4	3.0

Grade 3 - Economically Disadvantaged

Levels	Reading				Mathematics				Writing			
	1	2	3	4	1	2	3	4	1	2	3	4
Free/Reduced Price Lunch	13.1	40.7	36.9	9.3	13.3	23.3	48.4	14.9	9.1	41.0	48.8	1.1
Not Eligible	2.8	18.9	46.2	32.1	2.2	7.5	44.5	45.8	2.4	24.2	69.5	3.9

Grade 4**Grade 4 - All**

Levels	Science				Social Science			
	1	2	3	4	1	2	3	4
	6.0	26.2	54.6	13.2	9.7	29.3	53.9	7.1

Grade 4 - Gender

Levels	Science				Social Science			
	1	2	3	4	1	2	3	4
Male	6.4	24.7	53.6	15.2	10.4	27.9	53.5	8.2
Female	5.5	27.8	55.6	11.1	8.9	30.7	54.4	6.0

Grade 4 - Racial/Ethnic Background

Levels	Science				Social Science			
	1	2	3	4	1	2	3	4
White	2.0	15.8	62.8	19.4	3.7	20.6	65.4	10.3
Black	16.5	48.1	33.6	1.8	25.1	45.8	28.0	1.0
Hispanic	5.5	35.5	54.3	4.7	9.9	40.3	47.4	2.5
Asian/Pacific Islander	1.2	12.7	63.3	22.8	1.6	15.6	68.1	14.7
Native American	4.1	18.8	59.7	17.4	5.3	22.9	63.0	8.7
Multiracial/Ethnic	3.5	23.7	60.0	12.8	6.0	27.1	60.4	6.5

Grade 4 - Limited-English-Proficient

Levels	Science				Social Science			
	1	2	3	4	1	2	3	4
	4.4	34.2	56.9	4.6	7.4	40.7	49.6	2.3

Grade 4 - Migrant

Levels	Science				Social Science			
	1	2	3	4	1	2	3	4
	6.1	36.4	57.6	0.0	15.2	42.4	39.4	3.0

Grade 4 - Students with Disabilities

Levels	Science				Social Science			
	1	2	3	4	1	2	3	4
IEP	13.6	38.4	42.1	5.8	22.7	39.7	34.9	2.7
Non-IEP	4.6	24.1	56.8	14.5	7.4	27.4	57.3	7.9

Grade 4 - Economically Disadvantaged

Levels	Science				Social Science			
	1	2	3	4	1	2	3	4
Free/Reduced Price Lunch	11.5	41.3	43.5	3.8	18.3	43.2	36.9	1.6
Not Eligible	2.2	15.8	62.3	19.8	3.7	19.6	65.8	10.9

Grade 5**Grade 5 - All**

Levels	Reading				Mathematics				Writing			
	1	2	3	4	1	2	3	4	1	2	3	4
	1.7	37.4	35.9	25.0	2.9	25.2	59.8	12.0	4.4	25.7	65.7	4.3

Grade 5 - Gender

Levels	Reading				Mathematics				Writing			
	1	2	3	4	1	2	3	4	1	2	3	4
Male	2.3	38.9	35.4	23.4	3.7	25.5	58.0	12.8	6.2	30.8	60.5	2.4
Female	1.1	35.9	36.3	26.7	2.2	25.0	61.6	11.2	2.4	20.4	71.1	6.1

Grade 5 - Racial/Ethnic Background

Levels	Reading				Mathematics				Writing			
	1	2	3	4	1	2	3	4	1	2	3	4
White	0.9	27.4	38.7	33.0	1.3	16.2	66.1	16.4	2.7	19.9	71.7	5.7
Black	3.9	59.4	27.7	8.9	7.9	48.0	42.1	2.0	9.3	40.4	49.1	1.2
Hispanic	1.8	48.3	36.3	13.6	2.5	30.5	61.7	5.3	4.3	30.3	63.6	1.8
Asian/Pacific Islander	0.4	19.9	38.5	41.1	0.4	8.1	60.8	30.7	1.1	12.1	77.9	8.9
Native American	0.8	32.9	41.2	25.1	1.6	22.6	66.3	9.5	2.1	26.6	67.2	4.1
Multiracial/Ethnic	2.0	34.9	37.8	25.4	1.2	30.0	53.2	15.6	3.4	22.9	68.7	4.9

Grade 5 - Limited-English-Proficient

Levels	Reading				Mathematics				Writing			
	1	2	3	4	1	2	3	4	1	2	3	4
	1.5	49.0	37.6	11.9	1.9	28.7	63.5	5.9	4.0	32.4	61.6	2.0

Grade 5 - Migrant

Levels	Reading				Mathematics				Writing			
	1	2	3	4	1	2	3	4	1	2	3	4
	5.3	57.9	31.6	5.3	0.0	42.1	57.9	0.0	2.6	39.5	57.9	0.0

Grade 5 - Students with Disabilities

Levels	Reading				Mathematics				Writing			
	1	2	3	4	1	2	3	4	1	2	3	4
IEP	8.8	66.3	18.7	6.2	13.5	47.4	36.3	2.7	19.4	42.4	37.2	1.0
Non-IEP	0.5	32.4	38.8	28.3	1.1	21.4	63.8	13.7	1.9	22.9	70.4	4.8

Grade 5 - Economically Disadvantaged

Levels	Reading				Mathematics				Writing			
	1	2	3	4	1	2	3	4	1	2	3	4
Free/Reduced Price Lunch	3.1	54.7	31.6	10.6	5.6	40.2	50.8	3.5	7.7	36.9	53.9	1.5
Not Eligible	0.8	25.6	38.8	34.9	1.1	15.0	65.9	17.9	2.1	18.1	73.6	6.1

Grade 7**Grade 7 - All**

Levels	Science				Social Science			
	1	2	3	4	1	2	3	4
	10.4	15.2	57.8	16.6	1.7	39.3	44.3	14.7

Grade 7 - Gender

Levels	Science				Social Science			
	1	2	3	4	1	2	3	4
Male	11.4	14.3	55.1	19.2	2.1	37.7	43.1	17.1
Female	9.4	16.1	60.6	13.9	1.3	41.0	45.6	12.1

Grade 7 - Racial/Ethnic Background

Levels	Science				Social Science			
	1	2	3	4	1	2	3	4
White	5.0	9.3	62.2	23.6	0.8	26.2	51.9	21.2
Black	22.8	27.5	46.9	2.8	4.1	67.3	26.3	2.3
Hispanic	15.8	22.7	55.8	5.7	2.1	55.5	37.8	4.5
Asian/Pacific Islander	3.0	6.8	58.8	31.4	0.3	17.9	55.3	26.5
Native American	11.7	15.0	58.6	14.7	1.3	45.1	45.1	8.4
Multiracial/Ethnic	8.6	15.2	59.2	17.0	1.0	38.2	46.3	14.4

Grade 7 - Limited-English-Proficient

Levels	Science				Social Science			
	1	2	3	4	1	2	3	4
	28.1	30.1	39.4	2.4	3.9	71.8	22.3	2.1

Grade 7 - Migrant

Levels	Science				Social Science			
	1	2	3	4	1	2	3	4
	21.6	27.0	51.4	0.0	0.0	59.5	40.5	0.0

Grade 7 - Students with Disabilities

Levels	Science				Social Science			
	1	2	3	4	1	2	3	4
IEP	32.9	24.4	38.8	3.9	7.9	67.2	21.8	3.0
Non-IEP	6.6	13.6	61.1	18.8	0.6	34.5	48.2	16.7

Grade 7 - Economically Disadvantaged

Levels	Science				Social Science			
	1	2	3	4	1	2	3	4
Free/Reduced Price Lunch	18.6	24.2	52.2	5.0	3.1	60.7	32.5	3.7
Not Eligible	5.3	9.6	61.3	23.8	0.8	26.0	51.7	21.5

Grade 8**Grade 8 - All**

Levels	Reading				Mathematics				Writing			
	1	2	3	4	1	2	3	4	1	2	3	4
	1.6	31.3	57.4	9.7	5.6	40.0	37.5	16.9	4.9	31.5	58.7	4.9

Grade 8 - Gender

Levels	Reading				Mathematics				Writing			
	1	2	3	4	1	2	3	4	1	2	3	4
Male	2.3	35.2	54.6	7.9	6.7	39.4	36.0	17.8	7.5	38.8	50.7	3.0
Female	0.8	27.3	60.3	11.5	4.4	40.5	39.0	16.1	2.2	24.0	66.8	6.9

Grade 8 - Racial/Ethnic Background

Levels	Reading				Mathematics				Writing			
	1	2	3	4	1	2	3	4	1	2	3	4
White	0.9	22.8	63.2	13.1	3.1	30.2	43.8	22.9	3.6	26.4	63.6	6.4
Black	3.4	48.3	45.7	2.6	13.3	62.1	21.6	3.0	9.1	44.7	45.0	1.3
Hispanic	2.0	46.7	48.3	3.0	6.2	55.1	32.7	6.0	5.3	38.2	54.5	2.0
Asian/Pacific Islander	0.4	18.1	62.1	19.4	1.2	17.8	39.4	41.6	1.4	16.7	69.9	12.0
Native American	0.8	27.2	61.9	10.1	5.8	38.8	43.5	11.9	7.3	30.9	57.1	4.6
Multiracial/Ethnic	1.8	31.7	57.7	8.8	6.2	47.4	31.3	15.1	4.4	33.4	59.1	3.1

Grade 8 - Limited-English-Proficient

Levels	Reading				Mathematics				Writing			
	1	2	3	4	1	2	3	4	1	2	3	4
	6.7	64.5	27.1	1.7	15.7	59.1	19.1	6.1	13.4	45.8	39.4	1.4

Grade 8 - Migrant

Levels	Reading				Mathematics				Writing			
	1	2	3	4	1	2	3	4	1	2	3	4
	5.3	57.9	34.2	2.6	10.3	56.4	30.8	2.6	0.0	30.6	66.7	2.8

Grade 8 - Students with Disabilities

Levels	Reading				Mathematics				Writing			
	1	2	3	4	1	2	3	4	1	2	3	4
IEP	9.0	66.8	23.1	1.1	27.2	59.0	11.9	2.0	25.2	51.6	22.9	0.4
Non-IEP	0.3	25.2	63.4	11.2	1.9	36.7	42.0	19.5	1.5	28.2	64.6	5.7

Grade 8 - Economically Disadvantaged

Levels	Reading				Mathematics				Writing			
	1	2	3	4	1	2	3	4	1	2	3	4
Free/Reduced Price Lunch	2.9	47.3	47.1	2.7	10.3	57.2	27.5	5.0	8.3	42.3	47.8	1.6
Not Eligible	0.8	22.3	63.2	13.7	2.9	30.2	43.2	23.7	3.0	25.4	64.7	6.8

PRAIRIE STATE ACHIEVEMENT EXAMINATION (PSAE)

The following tables show the percentages of student scores in each of four performance levels. These levels were established with the help of Illinois educators who teach the grade levels and learning areas tested. Due to rounding, the sum of the percentages in the four performance levels may not always equal 100.

- Level 1 -- Academic Warning - Student work demonstrates limited knowledge and skills in the subject. Because of major gaps in learning, students apply knowledge and skills ineffectively.
- Level 2 -- Below Standards - Student work demonstrates basic knowledge and skills in the subject. However, because of gaps in learning, students apply knowledge and skills in limited ways.
- Level 3 -- Meets Standards - Student work demonstrates proficient knowledge and skills in the subject. Students effectively apply knowledge and skills to solve problems.
- Level 4 -- Exceeds Standards - Student work demonstrates advanced knowledge and skills in the subject. Students creatively apply knowledge and skills to solve problems and evaluate the results.

Grade 11**Grade 11 - All**

Levels	Reading				Mathematics				Writing				Science				Social Science			
	1	2	3	4	1	2	3	4	1	2	3	4	1	2	3	4	1	2	3	4
	8.2	35.0	46.8	10.0	9.7	37.1	42.8	10.3	7.3	33.1	47.7	11.9	10.6	36.5	41.0	11.9	7.7	32.9	44.9	14.5

Grade 11 - Gender

Levels	Reading				Mathematics				Writing				Science				Social Science			
	1	2	3	4	1	2	3	4	1	2	3	4	1	2	3	4	1	2	3	4
Male	10.7	35.6	44.0	9.7	9.9	35.0	42.8	12.3	10.0	36.2	43.6	10.1	11.5	33.2	40.1	15.2	8.0	28.6	45.2	18.2
Female	5.7	34.4	49.5	10.4	9.6	39.2	42.8	8.4	4.7	30.0	51.6	13.7	9.7	39.7	41.8	8.7	7.4	37.1	44.6	10.9

Grade 11 - Racial/Ethnic Background

Levels	Reading				Mathematics				Writing				Science				Social Science			
	1	2	3	4	1	2	3	4	1	2	3	4	1	2	3	4	1	2	3	4
White	5.9	28.8	52.6	12.7	5.9	31.6	49.7	12.8	5.0	27.2	52.9	14.9	6.5	30.7	47.6	15.1	4.9	26.4	50.4	18.3
Black	15.2	53.1	29.9	1.8	25.1	54.4	19.5	0.9	16.1	50.5	31.2	2.1	25.8	54.1	18.8	1.3	18.8	53.7	24.9	2.5
Hispanic	14.7	50.9	31.7	2.8	15.4	53.9	28.7	2.0	11.8	50.7	34.8	2.8	18.4	52.5	26.5	2.7	12.2	47.8	35.7	4.3
Asian/Pacific Islander	4.6	30.5	51.1	13.9	3.2	21.7	49.5	25.6	3.0	22.1	52.9	22.0	3.5	26.5	49.3	20.7	2.7	24.6	50.7	22.0
Native American	11.7	35.8	45.5	7.0	10.1	45.5	35.8	8.6	11.8	31.1	50.0	7.1	11.7	39.3	38.5	10.5	8.7	35.4	44.1	11.8
Multiracial/Ethnic	9.5	40.0	42.4	8.1	10.2	44.7	39.0	6.1	6.2	39.7	46.2	7.9	11.5	43.4	34.9	10.2	7.4	35.6	45.3	11.7

Grade 11 - Limited-English-Proficient

Levels	Reading				Mathematics				Writing				Science				Social Science			
	1	2	3	4	1	2	3	4	1	2	3	4	1	2	3	4	1	2	3	4
	29.3	58.0	12.2	0.5	21.5	52.4	23.6	2.5	24.1	57.6	17.3	1.0	27.8	56.0	15.2	0.9	19.8	58.1	20.9	1.2

Grade 11 - Migrant

Levels	Reading				Mathematics				Writing				Science				Social Science			
	1	2	3	4	1	2	3	4	1	2	3	4	1	2	3	4	1	2	3	4
	21.4	64.3	14.3	0.0	28.6	35.7	35.7	0.0	28.6	42.9	28.6	0.0	21.4	57.1	21.4	0.0	21.4	50.0	28.6	0.0

Grade 11 - Students with Disabilities

Levels	Reading				Mathematics				Writing				Science				Social Science			
	1	2	3	4	1	2	3	4	1	2	3	4	1	2	3	4	1	2	3	4
IEP	39.6	44.3	14.3	1.8	43.0	44.9	11.1	1.0	41.6	44.4	13.0	1.0	46.8	40.0	11.2	2.0	31.6	49.2	16.6	2.6
Non-IEP	4.7	33.9	50.4	11.0	6.0	36.3	46.4	11.4	3.5	31.8	51.5	13.1	6.5	36.1	44.3	13.0	4.9	31.0	48.3	15.9

Grade 11 - Economically Disadvantaged

Levels	Reading				Mathematics				Writing				Science				Social Science			
	1	2	3	4	1	2	3	4	1	2	3	4	1	2	3	4	1	2	3	4
Free/Reduced Price Lunch	15.7	51.6	30.3	2.3	20.9	53.7	23.8	1.7	15.9	51.1	31.0	2.0	23.0	52.6	22.0	2.3	16.8	51.2	28.5	3.4
Not Eligible	6.0	30.0	51.7	12.3	6.4	32.2	48.4	12.9	4.8	27.7	52.6	14.9	6.9	31.7	46.6	14.8	5.0	27.4	49.8	17.8

ILLINOIS MEASURE OF ANNUAL GROWTH IN ENGLISH (IMAGE)

Students enrolled in state-approved transitional bilingual programs for less than three years take IMAGE if they are unable to take ISAT/PSAE due to their lack of proficiency in English. The table below presents IMAGE results for these students. Due to rounding, the sum of the percentages in the four performance levels may not always equal 100.

- Level 1 -- Beginning - Students at this level begin to read and understand short, simple text supported by illustrations or personal experiences. Students begin to communicate ideas in writing through word lists, phrases, or simple sentences.
- Level 2 --Strengthening - Students at this level read and understand simple text supported by illustrations or personal experiences. Students maintain a focus in writing through simple or repetitive language.
- Level 3 -- Expanding - Students at this level read text with increasing understanding of abstract and/or unfamiliar content. Students communicate ideas in writing with increased detail, organization, and variety of language.
- Level 4 -- Transitioning - Students at this level read and understand an increasingly broad range of materials required for academic success. Students communicate ideas with control of language and writing features required for academic success.

For Mathematics see ISAT or PSAE descriptions of the performance levels.

Grade 3

Grade 3 - All

Levels	Reading				Mathematics				Writing			
	1	2	3	4	1	2	3	4	1	2	3	4
	25.6	41.0	25.2	8.2	17.5	30.6	44.7	7.2	3.9	8.3	35.6	52.2

Grade 3 - Gender

Levels	Reading				Mathematics				Writing			
	1	2	3	4	1	2	3	4	1	2	3	4
Male	27.1	40.1	24.4	8.5	17.7	29.2	44.5	8.7	4.9	10.3	40.2	44.6
Female	24.1	41.9	26.1	7.9	17.4	32.1	45.0	5.5	2.9	6.2	30.8	60.1

Grade 3 - Racial/Ethnic Background

Levels	Reading				Mathematics				Writing			
	1	2	3	4	1	2	3	4	1	2	3	4
White	15.0	38.2	31.9	14.9	10.9	20.8	52.7	15.5	1.5	6.0	33.6	58.8
Black	33.3	27.1	31.3	8.3	25.5	31.4	35.3	7.8	7.0	11.6	36.0	45.3
Hispanic	27.3	41.7	24.0	7.1	18.7	32.1	43.7	5.6	4.3	8.6	36.1	51.1
Asian/Pacific Islander	13.3	34.9	34.6	17.3	7.1	19.9	51.7	21.2	1.6	7.5	30.4	60.5
Native American												
Multiracial/Ethnic												

Grade 3 - Migrant

Levels	Reading				Mathematics				Writing			
	1	2	3	4	1	2	3	4	1	2	3	4
	56.8	27.0	13.5	2.7	32.4	35.1	32.4	0.0	3.2	19.4	51.6	25.8

Grade 3 - Students with Disabilities

Levels	Reading				Mathematics				Writing			
	1	2	3	4	1	2	3	4	1	2	3	4
IEP	52.5	34.2	11.5	1.8	37.3	35.2	25.5	2.0	14.6	18.4	40.4	26.7
Non-IEP	23.4	41.5	26.3	8.8	15.9	30.2	46.3	7.6	3.1	7.6	35.2	54.1

Grade 3 - Economically Disadvantaged

Levels	Reading				Mathematics				Writing			
	1	2	3	4	1	2	3	4	1	2	3	4
Free/Reduced Price Lunch	27.2	41.0	24.4	7.3	18.5	31.5	43.9	6.2	4.2	8.8	35.5	51.5
Not Eligible	18.1	40.6	28.8	12.5	13.1	26.1	48.8	12.0	2.7	6.2	35.7	55.4

Grade 5**Grade 5 - All**

Levels	Reading				Mathematics				Writing			
	1	2	3	4	1	2	3	4	1	2	3	4
	27.7	46.2	18.9	7.1	10.0	57.9	30.9	1.1	10.0	14.6	53.4	22.0

Grade 5 - Gender

Levels	Reading				Mathematics				Writing			
	1	2	3	4	1	2	3	4	1	2	3	4
Male	29.7	46.0	18.0	6.3	11.0	56.7	31.1	1.1	12.3	18.8	53.6	15.3
Female	25.7	46.5	19.9	7.9	9.0	59.2	30.6	1.1	7.7	10.3	53.2	28.8

Grade 5 - Racial/Ethnic Background

Levels	Reading				Mathematics				Writing			
	1	2	3	4	1	2	3	4	1	2	3	4
White	20.5	37.1	25.2	17.2	6.7	43.7	45.5	4.1	6.9	11.6	53.3	28.2
Black	32.5	41.6	24.7	1.3	26.3	52.6	21.1	0.0	9.1	27.3	40.9	22.7
Hispanic	29.2	47.8	17.7	5.4	10.5	61.2	28.0	0.3	10.5	15.0	54.0	20.5
Asian/Pacific Islander	17.1	38.5	26.3	18.1	6.2	34.5	51.3	8.0	7.8	12.2	47.0	33.0
Native American												
Multiracial/Ethnic	30.0	60.0	10.0	0.0								

Grade 5 - Migrant

Levels	Reading				Mathematics				Writing			
	1	2	3	4	1	2	3	4	1	2	3	4
	51.3	23.1	20.5	5.1	41.0	38.5	17.9	2.6	18.2	27.3	42.4	12.1

Grade 5 - Students with Disabilities

Levels	Reading				Mathematics				Writing			
	1	2	3	4	1	2	3	4	1	2	3	4
IEP	51.8	36.3	9.4	2.5	27.5	58.0	14.3	0.2	25.5	22.4	41.6	10.5
Non-IEP	24.8	47.4	20.1	7.7	7.9	57.9	32.9	1.2	8.2	13.7	54.8	23.3

Grade 5 - Economically Disadvantaged

Levels	Reading				Mathematics				Writing			
	1	2	3	4	1	2	3	4	1	2	3	4
Free/Reduced Price Lunch	29.5	47.1	17.6	5.8	10.6	60.5	28.4	0.5	10.5	14.9	54.0	20.6
Not Eligible	19.8	42.3	24.8	13.2	7.3	46.7	42.3	3.8	7.8	13.3	50.9	28.0

Grade 8**Grade 8 - All**

Levels	Reading				Mathematics				Writing			
	1	2	3	4	1	2	3	4	1	2	3	4
	35.2	27.8	33.0	4.0	17.4	62.3	17.1	3.2	27.4	26.5	34.5	11.5

Grade 8 - Gender

Levels	Reading				Mathematics				Writing			
	1	2	3	4	1	2	3	4	1	2	3	4
Male	35.6	27.2	33.6	3.6	17.8	61.3	17.2	3.7	31.2	27.8	31.9	9.1
Female	34.8	28.6	32.3	4.4	16.8	63.6	17.0	2.6	23.3	25.1	37.4	14.3

Grade 8 - Racial/Ethnic Background

Levels	Reading				Mathematics				Writing			
	1	2	3	4	1	2	3	4	1	2	3	4
White	15.3	28.3	48.1	8.4	7.4	54.4	32.1	6.1	13.9	21.7	43.0	21.4
Black	45.5	27.3	23.6	3.6	25.5	56.4	18.2	0.0	20.8	31.3	31.3	16.7
Hispanic	42.9	27.8	26.9	2.3	21.5	67.1	10.7	0.7	33.4	28.5	30.7	7.4
Asian/Pacific Islander	18.2	27.1	47.8	6.9	6.7	47.6	31.9	13.7	14.9	22.0	43.3	19.8
Native American												
Multiracial/Ethnic												

Grade 8 - Migrant

Levels	Reading				Mathematics				Writing			
	1	2	3	4	1	2	3	4	1	2	3	4
	75.0	20.0	5.0	0.0	35.0	65.0	0.0	0.0	52.9	35.3	11.8	0.0

Grade 8 - Students with Disabilities

Levels	Reading				Mathematics				Writing			
	1	2	3	4	1	2	3	4	1	2	3	4
IEP	49.7	28.7	19.9	1.8	38.2	58.2	3.5	0.0	46.9	32.4	19.3	1.4
Non-IEP	34.6	27.8	33.6	4.0	16.4	62.5	17.7	3.4	26.6	26.3	35.1	12.0

Grade 8 - Economically Disadvantaged

Levels	Reading				Mathematics				Writing			
	1	2	3	4	1	2	3	4	1	2	3	4
Free/Reduced Price Lunch	38.5	28.6	30.0	2.8	18.7	65.0	14.6	1.6	30.5	27.7	32.3	9.6
Not Eligible	25.9	25.7	41.3	7.0	13.6	54.8	23.9	7.7	19.0	23.5	40.6	17.0

Grade 11**Grade 11 - All**

Levels	Reading				Mathematics				Writing			
	1	2	3	4	1	2	3	4	1	2	3	4
	44.1	47.0	7.4	1.5	16.1	61.6	20.5	1.8	36.6	33.0	28.2	2.1

Grade 11 - Gender

Levels	Reading				Mathematics				Writing			
	1	2	3	4	1	2	3	4	1	2	3	4
Male	42.5	48.1	7.8	1.7	14.0	61.1	22.8	2.1	39.9	34.3	24.2	1.6
Female	45.7	45.9	7.1	1.2	18.4	62.2	18.1	1.4	33.2	31.6	32.4	2.8

Grade 11 - Racial/Ethnic Background

Levels	Reading				Mathematics				Writing			
	1	2	3	4	1	2	3	4	1	2	3	4
White	31.3	53.0	13.0	2.7	6.8	54.4	37.6	1.2	27.5	33.8	35.9	2.8
Black	48.4	46.9	3.1	1.6	32.1	58.9	8.9	0.0	23.3	33.3	38.3	5.0
Hispanic	51.9	42.7	4.7	0.8	20.6	68.5	10.9	0.1	43.6	33.0	22.0	1.4
Asian/Pacific Islander	27.3	57.6	12.4	2.7	8.3	43.0	38.7	10.1	22.5	31.4	42.1	4.0
Native American												
Multiracial/Ethnic												

Grade 11 - Students with Disabilities

Levels	Reading				Mathematics				Writing			
	1	2	3	4	1	2	3	4	1	2	3	4
IEP	60.7	32.1	5.4	1.8	43.1	47.1	7.8	2.0	55.8	25.0	15.4	3.8
Non-IEP	43.7	47.3	7.5	1.5	15.6	61.9	20.8	1.7	36.3	33.2	28.5	2.1

Grade 11 - Economically Disadvantaged

Levels	Reading				Mathematics				Writing			
	1	2	3	4	1	2	3	4	1	2	3	4
Free/Reduced Price Lunch	46.7	45.7	6.5	1.1	16.7	64.5	17.6	1.2	38.3	32.6	27.2	1.9
Not Eligible	39.6	49.3	9.1	2.1	15.2	56.7	25.4	2.7	33.9	33.7	29.8	2.6

ILLINOIS ALTERNATE ASSESSMENT (IAA)

The Illinois Alternate Assessment (IAA) is administered to students with disabilities whose Individualized Education Programs (IEPs) indicate that participation in the ISAT or PSAE would not be appropriate. The table below presents the percentages of student scores in each of four performance levels.

- Level 1 -- Attempting - Student work does not demonstrate progress in the knowledge and skills in the subject through connections to the Illinois Learning Standards. Students do not generalize their knowledge and skills.
- Level 2 --Emerging - Student work demonstrates limited progress in the knowledge and skills in the subject through minimal connections to the Illinois Learning Standards. Students exhibit an emerging ability to generalize their knowledge and skills.
- Level 3 -- Progressing - Student work demonstrates moderate progress in the knowledge and skills in the subject through minimal connections to the Illinois Learning Standards. Students exhibit an emerging ability to generalize their knowledge and skills.
- Level 4 -- Attaining - Student work demonstrates extensive progress in the knowledge and skills in the subject through multiple connections to the Illinois Learning Standards. Students exhibit a broad ability to generalize their knowledge and skills.

Grade 3

Grade 3 - All

Levels	Reading				Mathematics				Writing			
	1	2	3	4	1	2	3	4	1	2	3	4
	24.4	20.3	37.4	17.9	23.3	32.0	29.1	15.6	28.7	24.9	33.0	13.4

Grade 3 - Gender

Levels	Reading				Mathematics				Writing			
	1	2	3	4	1	2	3	4	1	2	3	4
Male	23.5	22.2	36.7	17.6	24.1	31.3	29.3	15.3	30.3	24.1	32.4	13.3
Female	26.0	16.8	38.6	18.6	21.9	33.4	28.5	16.2	25.7	26.6	34.1	13.6

Grade 3 - Racial/Ethnic Background

Levels	Reading				Mathematics				Writing			
	1	2	3	4	1	2	3	4	1	2	3	4
White	21.8	20.4	38.6	19.2	20.6	32.4	29.9	17.1	24.7	26.7	35.0	13.6
Black	28.3	22.4	33.5	15.8	28.2	28.5	29.9	13.4	32.5	23.4	32.2	11.9
Hispanic	27.7	18.3	38.7	15.3	25.9	36.6	23.3	14.2	36.0	23.7	25.8	14.4
Asian/Pacific Islander	13.6	11.4	45.5	29.5	7.1	28.6	45.2	19.0	18.2	18.2	43.2	20.5
Native American												
Multiracial/Ethnic	20.0	20.0	40.0	20.0	26.7	40.0	13.3	20.0	26.7	26.7	40.0	6.7

Grade 3 - Limited-English-Proficient

Levels	Reading				Mathematics				Writing			
	1	2	3	4	1	2	3	4	1	2	3	4
	32.5	20.2	34.2	13.2	28.3	38.9	24.8	8.0	36.0	27.2	28.1	8.8

Grade 3 - Economically Disadvantaged

Levels	Reading				Mathematics				Writing			
	1	2	3	4	1	2	3	4	1	2	3	4
Free/Reduced Price Lunch	25.4	21.1	36.1	17.4	25.0	33.1	28.2	13.7	28.9	25.4	32.4	13.3
Not Eligible	23.2	19.4	38.9	18.5	21.4	30.7	30.1	17.9	28.5	24.4	33.6	13.6

Grade 4

Grade 4 - All

Levels	Science				Social Science			
	1	2	3	4	1	2	3	4
	26.9	31.7	25.9	15.4	33.3	30.8	25.4	10.4

Grade 4 - Gender

Levels	Science				Social Science			
	1	2	3	4	1	2	3	4
Male	27.5	32.8	24.7	14.9	34.3	31.4	24.9	9.4
Female	25.9	29.9	28.0	16.2	31.6	29.9	26.3	12.2

Grade 4 - Racial/Ethnic Background

Levels	Science				Social Science			
	1	2	3	4	1	2	3	4
White	19.2	30.5	30.9	19.5	27.2	28.0	31.0	13.8
Black	35.9	35.3	19.1	9.7	40.3	37.1	17.6	5.0
Hispanic	39.8	30.1	19.9	10.2	45.2	28.5	20.4	5.9
Asian/Pacific Islander	24.2	30.3	30.3	15.2	24.2	36.4	24.2	15.2
Native American								
Multiracial/Ethnic	15.4	30.8	23.1	30.8	23.1	30.8	15.4	30.8

Grade 4 - Limited-English-Proficient

Levels	Science				Social Science			
	1	2	3	4	1	2	3	4
	44.0	29.0	17.0	10.0	54.0	23.0	17.0	6.0

Grade 4 - Economically Disadvantaged

Levels	Science				Social Science			
	1	2	3	4	1	2	3	4
Free/Reduced Price Lunch	31.0	34.2	22.9	11.9	38.7	32.6	22.1	6.6
Not Eligible	22.6	29.2	29.2	19.1	27.6	28.9	28.9	14.5

Grade 5**Grade 5 - All**

Levels	Reading				Mathematics				Writing			
	1	2	3	4	1	2	3	4	1	2	3	4
	27.1	18.7	34.5	19.7	25.4	30.1	26.5	18.0	30.8	21.5	30.4	17.3

Grade 5 - Gender

Levels	Reading				Mathematics				Writing			
	1	2	3	4	1	2	3	4	1	2	3	4
Male	27.0	19.5	34.4	19.1	25.7	32.3	25.8	16.2	29.7	23.4	29.3	17.6
Female	27.2	17.4	34.6	20.7	25.0	26.7	27.5	20.8	32.5	18.3	32.3	16.8

Grade 5 - Racial/Ethnic Background

Levels	Reading				Mathematics				Writing			
	1	2	3	4	1	2	3	4	1	2	3	4
White	20.0	18.9	39.2	21.9	20.6	30.8	27.4	21.3	23.7	22.9	32.1	21.3
Black	35.3	17.9	29.6	17.2	29.8	30.7	23.9	15.6	37.0	20.4	29.6	13.0
Hispanic	34.7	20.5	28.3	16.4	35.9	28.6	25.7	9.7	43.4	21.9	23.3	11.4
Asian/Pacific Islander	20.6	11.8	38.2	29.4	8.8	20.6	41.2	29.4	20.0	8.6	48.6	22.9
Native American												
Multiracial/Ethnic	18.2	18.2	45.5	18.2	18.2	18.2	36.4	27.3	27.3	9.1	45.5	18.2

Grade 5 - Limited-English-Proficient

Levels	Reading				Mathematics				Writing			
	1	2	3	4	1	2	3	4	1	2	3	4
	40.0	17.9	23.2	18.9	37.8	25.6	24.4	12.2	46.7	19.6	17.4	16.3

Grade 5 - Economically Disadvantaged

Levels	Reading				Mathematics				Writing			
	1	2	3	4	1	2	3	4	1	2	3	4
Free/Reduced Price Lunch	30.6	17.2	34.0	18.3	28.9	29.4	26.3	15.4	35.6	21.9	26.9	15.6
Not Eligible	22.3	20.8	35.2	21.6	20.9	31.0	26.6	21.4	24.5	21.0	35.1	19.5

Grade 7**Grade 7 - All**

Levels	Science				Social Science			
	1	2	3	4	1	2	3	4
	28.0	33.8	24.7	13.5	31.9	31.8	25.5	10.9

Grade 7 - Gender

Levels	Science				Social Science			
	1	2	3	4	1	2	3	4
Male	28.3	32.7	25.1	13.9	32.1	31.9	24.7	11.3
Female	27.5	35.7	24.0	12.8	31.4	31.7	26.8	10.1

Grade 7 - Racial/Ethnic Background

Levels	Science				Social Science			
	1	2	3	4	1	2	3	4
White	22.9	34.6	27.2	15.4	28.6	30.8	28.3	12.4
Black	35.6	34.5	20.4	9.5	37.6	35.6	18.7	8.0
Hispanic	32.1	29.0	23.3	15.5	34.2	26.9	28.5	10.4
Asian/Pacific Islander	20.7	34.5	31.0	13.8	17.2	41.4	24.1	17.2
Native American								
Multiracial/Ethnic	30.0	50.0	20.0	0.0	30.0	30.0	30.0	10.0

Grade 7 - Limited-English-Proficient

Levels	Science				Social Science			
	1	2	3	4	1	2	3	4
	33.3	38.5	20.5	7.7	38.5	34.6	23.1	3.8

Grade 7 - Economically Disadvantaged

Levels	Science				Social Science			
	1	2	3	4	1	2	3	4
Free/Reduced Price Lunch	31.6	35.0	22.5	10.9	35.6	32.7	23.1	8.7
Not Eligible	24.1	32.5	27.0	16.4	27.9	30.8	28.1	13.3

Grade 8**Grade 8 - All**

Levels	Reading				Mathematics				Writing			
	1	2	3	4	1	2	3	4	1	2	3	4
	29.5	22.5	32.5	15.5	26.9	31.5	28.2	13.4	32.6	24.3	30.3	12.8

Grade 8 - Gender

Levels	Reading				Mathematics				Writing			
	1	2	3	4	1	2	3	4	1	2	3	4
Male	30.4	21.1	32.5	16.0	26.8	32.5	26.6	14.1	31.8	25.1	30.1	13.0
Female	28.0	24.9	32.5	14.6	27.1	30.0	30.8	12.2	33.9	23.1	30.6	12.4

Grade 8 - Racial/Ethnic Background

Levels	Reading				Mathematics				Writing			
	1	2	3	4	1	2	3	4	1	2	3	4
White	23.9	21.9	35.5	18.7	20.7	34.1	29.2	16.0	27.2	24.7	33.1	15.0
Black	37.3	21.5	29.3	12.0	33.7	28.4	26.7	11.2	38.4	24.4	25.9	11.2
Hispanic	33.3	25.9	27.9	12.9	35.0	26.9	28.9	9.1	39.5	21.5	29.0	10.0
Asian/Pacific Islander	23.3	26.7	36.7	13.3	23.3	43.3	23.3	10.0	30.0	33.3	30.0	6.7
Native American												
Multiracial/Ethnic	9.1	27.3	54.5	9.1	0.0	45.5	27.3	27.3	9.1	27.3	54.5	9.1

Grade 8 - Limited-English-Proficient

Levels	Reading				Mathematics				Writing			
	1	2	3	4	1	2	3	4	1	2	3	4
	38.8	22.4	34.7	4.1	43.8	33.3	18.8	4.2	46.9	22.4	26.5	4.1

Grade 8 - Economically Disadvantaged

Levels	Reading				Mathematics				Writing			
	1	2	3	4	1	2	3	4	1	2	3	4
Free/Reduced Price Lunch	34.0	22.9	28.2	14.9	32.2	27.9	28.1	11.8	35.8	24.8	28.4	11.0
Not Eligible	24.1	22.2	37.6	16.2	20.7	35.8	28.3	15.2	28.8	23.8	32.5	14.9

Grade 11**Grade 11 - All**

Levels	Reading				Mathematics				Writing				Science				Social Science			
	1	2	3	4	1	2	3	4	1	2	3	4	1	2	3	4	1	2	3	4
	27.0	17.7	32.7	22.6	29.4	25.9	29.3	15.5	31.4	21.7	30.4	16.5	33.8	26.7	23.0	16.5	35.2	33.9	22.0	8.8

Grade 11 - Gender

Levels	Reading				Mathematics				Writing				Science				Social Science			
	1	2	3	4	1	2	3	4	1	2	3	4	1	2	3	4	1	2	3	4
Male	27.7	16.4	33.9	21.9	31.2	25.6	28.4	14.8	33.5	21.7	29.7	15.1	35.1	26.2	22.5	16.2	36.2	34.9	20.6	8.3
Female	25.9	19.7	30.7	23.7	26.3	26.3	30.7	16.7	27.9	21.7	31.6	18.9	31.6	27.4	23.9	17.1	33.6	32.5	24.3	9.6

Grade 11 - Racial/Ethnic Background

Levels	Reading				Mathematics				Writing				Science				Social Science			
	1	2	3	4	1	2	3	4	1	2	3	4	1	2	3	4	1	2	3	4
White	23.8	16.7	34.9	24.6	26.5	26.3	30.7	16.5	27.3	22.4	32.6	17.8	29.6	29.6	24.8	16.0	31.6	33.0	24.9	10.4
Black	32.7	17.9	30.2	19.2	35.2	25.8	25.8	13.2	39.3	19.8	27.2	13.7	43.4	20.9	20.3	15.4	41.2	33.5	19.0	6.3
Hispanic	27.7	20.6	29.0	22.6	29.7	24.5	30.3	15.5	29.0	23.2	27.7	20.0	30.3	27.7	21.3	20.6	36.8	38.1	18.1	7.1
Asian/Pacific Islander	25.8	22.6	32.3	19.4	22.6	22.6	35.5	19.4	32.3	25.8	32.3	9.7	29.0	29.0	19.4	22.6	35.5	35.5	19.4	9.7
Native American																				
Multiracial/Ethnic																				

Grade 11 - Limited-English-Proficient

Levels	Reading				Mathematics				Writing				Science				Social Science			
	1	2	3	4	1	2	3	4	1	2	3	4	1	2	3	4	1	2	3	4
	33.3	22.2	22.2	22.2	44.4	14.8	25.9	14.8	37.0	22.2	25.9	14.8	40.7	18.5	22.2	18.5	44.4	29.6	22.2	3.7

Grade 11 - Economically Disadvantaged

Levels	Reading				Mathematics				Writing				Science				Social Science			
	1	2	3	4	1	2	3	4	1	2	3	4	1	2	3	4	1	2	3	4
Free/Reduced Price Lunch	28.3	18.8	30.9	22.0	28.8	26.7	29.7	14.8	31.6	21.1	31.5	15.8	35.3	24.6	21.1	19.0	36.2	35.7	20.7	7.4
Not Eligible	25.9	16.7	34.3	23.2	29.8	25.1	28.9	16.2	31.1	22.2	29.5	17.1	32.4	28.6	24.8	14.3	34.3	32.4	23.2	10.2

SCHOOL IMPROVEMENT STATUS

Below is a list of the Title I funded schools in the State that are in School Improvement Status as defined by the federal No Child Left Behind Act of 2001. Out of 3,907 schools statewide, 2,385 are Title I schools of which 661 schools or 16.9 percent (of all the schools) are in School Improvement Status.

District Name	School ID	School Name	Years in School Improvement
	150162990002C	ACAD OF COMM & TECH CHARTER HS	2
	150162990003C	PERSPECTIVES CHARTER HIGH SCHOOL	2
	150162990004C	YOUTH CONNECTIONS CHARTER HS	2
	150162990005C	NORTH LAWNSDALE CHARTER HS	2
	150162990006C	NOBLE STREET CHARTER HIGH SCHOOL	1
	150162990201C	CHICAGO INTERNATIONAL CHARTER	2
	150162990202C	TRIUMPHANT CHARTER ELEM SCHOOL	4
ADDISON SCHOOL DIST 4			
	1902200402005	LINCOLN ELEM SCHOOL	1
ALTON COMM UNIT SCHOOL DIST 11			
	4105701100001	ALTON SR HIGH SCHOOL	1
	4105701101003	EAST MIDDLE SCHOOL	1
	4105701101004	NORTH MIDDLE SCHOOL	1
	4105701102012	HORACE MANN ELEM SCHOOL	1
	4105701102024	LOVEJOY ELEM SCHOOL	4
	4105701102028	WEST ELEMENTARY SCHOOL	1
ARGO COMM H S DIST 217			
	1401621700001	ARGO COMMUNITY HIGH SCHOOL	2
AURORA EAST UNIT SCHOOL DIST 131			
	3104513100001	EAST HIGH SCHOOL	2
	3104513101002	C F SIMMONS MIDDLE SCHOOL	4
	3104513101003	K D WALDO MIDDLE SCHOOL	4
	3104513101004	HENRY W COWHERD MIDDLE SCHOOL	4
	3104513102006	W S BEAUPRE ELEM SCHOOL	1
	3104513102007	L D BRADY ELEM SCHOOL	4
	3104513102009	JOHN GATES ELEM SCHOOL	3
	3104513102010	NICHOLAS A HERMES ELEM SCHOOL	1
	3104513102013	OAK PARK ELEM SCHOOL	1
	3104513102015	EDNA ROLLINS ELEM SCHOOL	3
AURORA WEST UNIT SCHOOL DIST 129			
	3104512902012	NICHOLSON ELEM SCHOOL	4
	3104512902015	SMITH ELEM SCHOOL	1
BARRY COMM UNIT SCHOOL DIST 1			
	0107500100001	BARRY HIGH SCHOOL	2
BEARDSTOWN C U SCH DIST 15			
	4600901502003	GARD ELEMENTARY SCHOOL	1
BELLEVILLE TWP HS DIST 201			
	5008220100001	BELLEVILLE HIGH SCHOOL-EAST	1
	5008220100002	BELLEVILLE HIGH SCHOOL-WEST	1
BELLWOOD SCHOOL DIST 88			
	1401608802001	GRANT ELEM SCHOOL	3

	1401608802005	MCKINLEY ELEM SCHOOL	4
	1401608802006	THURGOOD MARSHALL ELEM SCHOOL	1
	1401608802008	WILSON ELEM SCHOOL	4
BELVIDERE C U SCH DIST 100			
	0400410002005	LINCOLN ELEM SCHOOL	1
BENSENVILLE SCHOOL DISTRICT 2			
	1902200201001	BLACKHAWK MIDDLE SCHOOL	1
	1902200202006	TIOGA ELEMENTARY SCHOOL	1
BERKELEY SCHOOL DIST 87			
	1401608701005	MACARTHUR MIDDLE SCHOOL	4
	1401608701006	NORTHLAKE MIDDLE SCHOOL	3
	1401608702007	J W RILEY ELEM SCHOOL	1
BERWYN SOUTH SCHOOL DISTRICT 100			
	1401610001002	HERITAGE MIDDLE SCHOOL	1
	1401610002004	KOMENSKY ELEM SCHOOL	4
BLOOM TWP HIGH SCH DIST 206			
	1401620600001	BLOOM HIGH SCHOOL	2
	1401620600002	BLOOM TRAIL HIGH SCHOOL	2
BRADLEY BOURBONNAIS C HS D 307			
	3204630700001	BRADLEY-BOURBONNAIS C HIGH SCHOOL	1
BRADLEY SCHOOL DIST 61			
	3204606102003	BRADLEY WEST ELEM SCHOOL	1
BREMEN COMM H S DISTRICT 228			
	1401622800001	BREMEN HIGH SCHOOL	2
	1401622800003	HILLCREST HIGH SCHOOL	2
BROOKLYN UNIT DISTRICT 188			
	5008218800001	LOVEJOY TECHNOLOGY ACADEMY	2
	5008218801001	LOVEJOY MIDDLE SCHOOL	4
	5008218802001	LOVEJOY ELEMENTARY SCHOOL	4
BROOKWOOD SCHOOL DIST 167			
	1401616701002	BROOKWOOD JR HIGH SCHOOL	1
BURNHAM SCHOOL DISTRICT 154-5			
	1401615452001	BURNHAM ELEM SCHOOL	1
CAHOKIA COMM UNIT SCH DIST 187			
	5008218701012	WIRTH-PARKS MIDDLE SCHOOL	1
	5008218702005	HUFFMAN ELEM SCHOOL	4
	5008218702007	LALUMIER ELEM SCHOOL	3
CAIRO UNIT SCHOOL DISTRICT 1			
	0200200100001	CAIRO JR/SR HIGH SCHOOL	2
	0200200102003	BENNETT ELEM SCHOOL	4
CALUMET CITY SCHOOL DISTRICT 155			
	1401615501001	WENTWORTH JR HIGH SCHOOL	4
	1401615502004	WENTWORTH INTERMEDIATE SCHOOL	2
CARBONDALE COMM H S DISTRICT 165			
	3003916500001	CARBONDALE COMM H S	1
CARBONDALE ELEM SCH DIST 95			
	3003909501004	CARBONDALE MIDDLE SCHOOL	1

CARLYLE C U SCHOOL DISTRICT 1	1301400101001	CARLYLE JUNIOR HIGH SCHOOL	1
CENTRALIA H S DIST 200	1305820000001	CENTRALIA HIGH SCHOOL	1
CHAMPAIGN COMM UNIT SCH DIST 4	0901000402010	DR HOWARD ELEM SCHOOL	1
	0901000402020	WASHINGTON ELEM SCHOOL	1
	0901000402021	WESTVIEW ELEM SCHOOL	1
CHESTER COMM UNIT SCH DIST 139	4507913902002	CHESTER ELEM SCHOOL	1
CHICAGO HEIGHTS SCHOOL DIST 170	1401617001001	WASHINGTON JUNIOR HIGH	4
	1401617002001	MCKINLEY ELEMENTARY SCHOOL	4
	1401617002002	ROOSEVELT ELEM SCHOOL	3
	1401617002005	WILSON ELEM SCHOOL	4
	1401617002008	U S GRANT ELEM SCHOOL	4
	1401617002011	JEFFERSON ELEM SCHOOL	4
	1401617002013	LINCOLN ELEM SCHOOL	3
	CICERO SCHOOL DISTRICT 99	1401609902001	DANIEL BURNHAM ELEM SCHOOL
1401609902002		CICERO EAST ELEM SCHOOL	4
1401609902003		COLUMBUS EAST ELEM SCHOOL	4
1401609902005		GOODWIN ELEMENTARY SCHOOL	4
1401609902008		T ROOSEVELT ELEM SCHOOL	4
1401609902012		WARREN PARK SCHOOL	1
1401609902013		LIBERTY ELEM SCHOOL	4
1401609902014		CICERO WEST ELEMENTARY SCHOOL	4
1401609902015		COLUMBUS WEST ELEMENTARY SCHOOL	4
CITY OF CHICAGO SCHOOL DIST 299	1501629900001	AMUNDSEN HIGH SCHOOL	2
	1501629900002	AUSTIN COMMUNITY HIGH SCHOOL	2
	1501629900004	BOWEN HIGH SCHOOL	2
	1501629900006	CARVER MILITARY ACADEMY HS	5
	1501629900008	CRANE TECHNICAL PREP HIGH SCHOOL	5
	1501629900009	DUSABLE HIGH SCHOOL	2
	1501629900010	ENGLEWOOD TECHNICAL PREP ACAD HS	2
	1501629900011	FARRAGUT CAREER ACADEMY HS	5
	1501629900012	FENGER ACADEMY HIGH SCHOOL	2
	1501629900013	FOREMAN HIGH SCHOOL	2
	1501629900015	GAGE PARK HIGH SCHOOL	2
	1501629900016	HARLAN COMMUNITY ACADEMY HS	2
	1501629900017	HARPER HIGH SCHOOL	5
	1501629900019	HIRSCH METROPOLITAN HIGH SCHOOL	2
	1501629900020	HUBBARD HIGH SCHOOL	2
	1501629900021	HYDE PARK CAREER ACADEMY HS	2
	1501629900022	KELLY HIGH SCHOOL	2
	1501629900023	KELVYN PARK HIGH SCHOOL	2
	1501629900026	LAKE VIEW HIGH SCHOOL	2
	1501629900029	MARSHALL METROPOLITAN HIGH SCHOOL	5
	1501629900034	PHILLIPS ACADEMY HIGH SCHOOL	2
	1501629900036	SCHURZ HIGH SCHOOL	2
	1501629900037	SENN HIGH SCHOOL	2
	1501629900038	SOUTH SHORE COMMUNITY ACADEMY HS	2
	1501629900042	SULLIVAN HIGH SCHOOL	2

1501629900044	TILDEN CAREER COMMUNITY ACADEMY HS	5
1501629900049	WELLS COMMUNITY ACADEMY HS	5
15016299000526	CHICAGO VOCATIONAL CAREER ACAD HS	2
15016299000529	BEST PRACTICE HIGH SCHOOL	2
15016299000534	PROSSER CAREER ACADEMY HS	2
15016299000536	RICHARDS CAREER ACADEMY HS	5
15016299000537	SIMEON CAREER ACADEMY HIGH SCHOOL	2
15016299000540	WESTINGHOUSE CAREER ACADEMY HS	2
15016299000543	CORLISS HIGH SCHOOL	1
15016299000545	CLEMENTE COMMUNITY ACADEMY HS	2
15016299000616	MANLEY CAREER ACADEMY HIGH SCHOOL	5
15016299000617	CURIE METROPOLITAN HIGH SCHOOL	2
15016299000763	JULIAN HIGH SCHOOL	2
15016299000765	COLLINS HIGH SCHOOL	5
15016299000766	ROBESON HIGH SCHOOL	2
15016299000767	JUAREZ COMMUNITY ACADEMY HS	2
15016299000779	HANCOCK COLLEGE PREPARATORY HS	2
15016299000797	SPALDING HIGH SCHOOL	2
15016299000798	DYETT HIGH SCHOOL	1
1501629902046	JACKSON, M ELEM SCHOOL	4
1501629902047	MORGAN ELEM SCHOOL	4
1501629902048	GREEN, W ELEM SCHOOL	4
1501629902049	BUNCHE ELEM SCHOOL	4
1501629902050	ABBOTT ELEM SCHOOL	4
1501629902054	ALDRIDGE ELEM SCHOOL	4
1501629902055	ALTGELD ELEM SCHOOL	4
1501629902056	ANDERSEN, H C ELEM COMMUNITY ACAD	4
1501629902058	ARMOUR ELEM SCHOOL	4
1501629902059	ARMSTRONG, G ELEM INT'L STUDIES	1
1501629902061	ATTUCKS ELEM SCHOOL	5
1501629902063	AVALON PARK ELEM SCHOOL	1
1501629902064	AVONDALE ELEM SCHOOL	4
1501629902065	BANNEKER ELEM SCHOOL	4
1501629902067	BARRY ELEM SCHOOL	4
1501629902068	BARTON ELEM SCHOOL	4
1501629902069	BASS ELEM SCHOOL	4
1501629902070	BATEMAN ELEM SCHOOL	4
1501629902072	NICHOLSON ELEM MATH & SCIENCE	4
1501629902079	BEETHOVEN ELEM SCHOOL	4
1501629902080	BEIDLER ELEM SCHOOL	4
1501629902084	BETHUNE ELEM SCHOOL	5
1501629902088	BOND ELEM SCHOOL	4
1501629902090	BRADWELL COMM ARTS & SCI ELEM SCH	4
1501629902092	HALEY ELEM ACADEMY	4
1501629902093	BRENNEMANN ELEM SCHOOL	4
1501629902094	BRENTANO ELEM MATH & SCIENCE ACAD	4
1501629902096	BRIGHT ELEM SCHOOL	4
1501629902097	BROWN, W ELEM SCHOOL	4
1501629902098	BROWNELL ELEM SCHOOL	4
1501629902100	BOUCHET ELEM MATH & SCIENCE ACAD	4
1501629902102	BURBANK ELEM SCHOOL	4
1501629902103	BURKE ELEM SCHOOL	4
1501629902105	BURNHAM ELEM INCLUSIVE ACADEMY	4
1501629902106	CASTELLANOS ELEM SCHOOL	4
1501629902110	BRUNSON MATH & SCI SPECIALTY ELEM	1
1501629902113	CALDWELL ELEM ACAD OF MATH & SCI	4
1501629902114	CALHOUN NORTH ELEM SCHOOL	4
1501629902118	CAMERON ELEM SCHOOL	4
1501629902121	CARPENTER ELEM SCHOOL	4

1501629902123	CARTER ELEM SCHOOL	4
1501629902127	CATHER ELEM SCHOOL	5
1501629902128	CHALMERS ELEM SPECIALTY SCHOOL	4
1501629902130	CHASE ELEM SCHOOL	4
1501629902133	CLEVELAND ELEM SCHOOL	4
1501629902136	COLES ELEM LANGUAGE ACADEMY	4
1501629902139	COOK ELEM SCHOOL	4
1501629902141	COONLEY ELEM SCHOOL	4
1501629902142	COOPER ELEM DUAL LANGUAGE ACADEMY	4
1501629902145	CORKERY ELEM SCHOOL	2
1501629902147	CROWN ELEM COMM ACD FINE ARTS CTR	4
1501629902148	DARWIN ELEM SCHOOL	4
1501629902149	DAVIS, N ELEM SCHOOL	4
1501629902150	DAWES ELEM SCHOOL	1
1501629902152	DELANO ELEM SCHOOL	4
1501629902153	DENEEN ELEM SCHOOL	4
1501629902154	DETT ELEM SCHOOL	4
1501629902155	CHOPIN ELEM SCHOOL	4
1501629902159	DEWEY ELEM ACADEMY OF FINE ARTS	4
1501629902166	DOOLITTLE EAST MIDDLE SCHOOL	5
1501629902169	DRAKE ELEM SCHOOL	4
1501629902172	DRUMMOND ELEM SCHOOL	4
1501629902173	DUBOIS ELEM SCHOOL	4
1501629902175	DULLES ELEM SCHOOL	4
1501629902176	DUMAS ELEM SCHOOL	4
1501629902180	EARLE ELEM SCHOOL	4
1501629902181	EBERHART ELEM SCHOOL	4
1501629902185	EDWARDS ELEM SCHOOL	4
1501629902187	ELLINGTON ELEM SCHOOL	4
1501629902188	ARMSTRONG, L ELEM MATH & SCI	4
1501629902189	EMMET ELEM SCHOOL	4
1501629902190	ERICSON ELEM SCHOLASTIC ACADEMY	4
1501629902191	ESMOND ELEM SCHOOL	4
1501629902194	FALCONER ELEM SCHOOL	1
1501629902195	FARADAY ELEM SCHOOL	5
1501629902199	FARREN FINE ARTS ELEM SCHOOL	5
1501629902201	FERMI ELEM SCHOOL	4
1501629902202	FERNWOOD ELEM SCHOOL	4
1501629902203	FIELD ELEM SCHOOL	4
1501629902204	FISKE ELEM SCHOOL	4
1501629902206	FORT DEARBORN ELEM SCHOOL	4
1501629902208	FRAZIER ELEM SCHOOL	4
1501629902209	FULLER ELEM SCHOOL	4
1501629902210	FULTON ELEM SCHOOL	4
1501629902211	FUNSTON ELEM SCHOOL	4
1501629902212	GALE ELEM COMMUNITY ACADEMY	4
1501629902213	GALLISTEL ELEM LANGUAGE ACADEMY	4
1501629902215	GARY ELEM SCHOOL	4
1501629902216	WOODS ELEM MATH & SCIENCE ACADEMY	4
1501629902218	GLADSTONE ELEM SCHOOL	4
1501629902221	GOLDBLATT ELEM SCHOOL	4
1501629902222	GOMPERS ELEM FINE ARTS OPT SCHOOL	4
1501629902223	GOUDY ELEM SCHOOL	1
1501629902224	GRAHAM, A ELEM SCHOOL	4
1501629902225	GRANT ELEM COMMUNITY ACADEMY	4
1501629902227	GREELEY ELEM SCHOOL	4
1501629902229	GREENE, N ELEM SCHOOL	1
1501629902230	GREGORY ELEM SCHOOL	4
1501629902231	GRESHAM ELEM SCHOOL	4

1501629902233	GUGGENHEIM ELEM SCHOOL	4
1501629902236	GILLESPIE ELEM SCHOOL	4
1501629902241	HAMLIN ELEM SCHOOL	5
1501629902242	HAMMOND ELEM SCHOOL	4
1501629902246	HARVARD ELEM SCHOOL	4
1501629902247	HAUGAN ELEM SCHOOL	4
1501629902255	HEARST ELEM SCHOOL	4
1501629902256	HEDGES ELEM SCHOOL	4
1501629902257	HEFFERAN ELEM SCHOOL	4
1501629902258	HENDERSON ELEM SCHOOL	4
1501629902259	HENDRICKS ELEM COMMUNITY ACADEMY	4
1501629902260	HENRY ELEM SCHOOL	4
1501629902261	HENSON ELEM SCHOOL	4
1501629902262	HERBERT ELEM SCHOOL	4
1501629902263	HERZL ELEM SCHOOL	4
1501629902266	HIGGINS ELEM COMMUNITY ACADEMY	4
1501629902267	HINTON ELEM SCHOOL	4
1501629902270	HOLMES ELEM SCHOOL	4
1501629902273	HOWE ELEM SCHOOL	4
1501629902274	HOWLAND ELEM SCHOOL OF THE ARTS	5
1501629902276	HUGHES, C ELEM SCHOOL	4
1501629902284	JAHN ELEM SCHOOL	4
1501629902287	JENNER ELEM ACADEMY OF THE ARTS	4
1501629902288	JENSEN ELEM SCHOLASTIC ACADEMY	4
1501629902289	PILSEN ELEM COMMUNITY ACADEMY	4
1501629902290	JOHNSON ELEM SCHOOL	4
1501629902292	JUNGMAN ELEM SCHOOL	4
1501629902294	KERSHAW ELEM SCHOOL	4
1501629902295	KEY ELEM SCHOOL	4
1501629902296	KILMER ELEM SCHOOL	4
1501629902297	KING ELEM SCHOOL	4
1501629902301	KOHN ELEM SCHOOL	4
1501629902303	LOZANO ELEM BILINGUAL & INTL CTR	4
1501629902305	LAFAYETTE ELEM SCHOOL	4
1501629902307	LATHROP ELEM SCHOOL	4
1501629902309	LAWNDALE ELEM COMMUNITY ACADEMY	4
1501629902310	LEMOYNE ELEM SCHOOL	4
1501629902311	LEWIS ELEM SCHOOL	4
1501629902313	LIBBY ELEM SCHOOL	4
1501629902315	LINNE ELEM SCHOOL	4
1501629902316	LLOYD ELEM SCHOOL	4
1501629902319	LOVETT ELEM SCHOOL	4
1501629902321	LOWELL ELEM SCHOOL	4
1501629902322	LAWRENCE ELEM SCHOOL	4
1501629902324	MADISON ELEM SCHOOL	4
1501629902326	MANIERRE ELEM SCHOOL	4
1501629902328	MANN ELEM SCHOOL	4
1501629902329	MARCONI ELEM COMMUNITY ACADEMY	4
1501629902330	MARQUETTE ELEM SCHOOL	4
1501629902334	MASON ELEM SCHOOL	4
1501629902336	MAY ELEM COMMUNITY ACADEMY	4
1501629902340	MCCORKLE ELEM SCHOOL	4
1501629902341	MCCORMICK ELEM SCHOOL	4
1501629902344	MCCUTCHEON ELEM SCHOOL	4
1501629902346	MCKAY ELEM SCHOOL	4
1501629902349	MCPHERSON ELEM SCHOOL	4
1501629902350	MEDILL ELEM SCHOOL	5
1501629902352	MELODY ELEM SCHOOL	4
1501629902353	MITCHELL ELEM SCHOOL	4

1501629902354	MOLLISON ELEM SCHOOL	4
1501629902355	MONROE ELEM SCHOOL	4
1501629902356	MOOS ELEM SCHOOL	4
1501629902357	MORRILL ELEM MATH & SCI SCHOOL	4
1501629902359	MORSE ELEM SCHOOL	4
1501629902362	MOUNT VERNON ELEM SCHOOL	4
1501629902363	MOZART ELEM SCHOOL	4
1501629902367	BROWN, R ELEM COMMUNITY ACAD	4
1501629902368	NASH ELEM SCHOOL	4
1501629902373	NIGHTINGALE ELEM SCHOOL	4
1501629902374	NIXON ELEM SCHOOL	4
1501629902375	NOBEL ELEM SCHOOL	4
1501629902381	OGLESBY ELEM SCHOOL	4
1501629902382	O'KEEFFE ELEM SCHOOL	4
1501629902385	PICCOLO ELEM SPECIALTY SCHOOL	4
1501629902386	OTIS ELEM SCHOOL	4
1501629902387	O'TOOLE ELEM SCHOOL	4
1501629902390	PADEREWSKI ELEM LEARNING ACADEMY	4
1501629902392	PARKER ELEM COMMUNITY ACADEMY	4
1501629902393	PARKMAN ELEM SCHOOL	4
1501629902394	PARK MANOR ELEM SCHOOL	4
1501629902395	PARKSIDE ELEM COMMUNITY ACADEMY	1
1501629902397	PEABODY ELEM SCHOOL	4
1501629902398	PECK ELEM SCHOOL	2
1501629902399	PEIRCE ELEM INTL STUDIES SCHOOL	1
1501629902400	PENN ELEM SCHOOL	4
1501629902404	PICKARD ELEM SCHOOL	4
1501629902406	PLAMONDON ELEM SCHOOL	4
1501629902408	POPE ELEM SCHOOL	5
1501629902410	PRESCOTT ELEM SCHOOL	4
1501629902411	PRICE ELEM SCHOOL	4
1501629902413	PULASKI ELEM FINE ARTS ACADEMY	4
1501629902414	PULLMAN ELEM SCHOOL	4
1501629902415	JOHNS ELEM COMMUNITY ACADEMY	4
1501629902419	REAVIS ELEM MATH & SCI SPEC SCHL	4
1501629902420	REED ELEM SCHOOL	4
1501629902421	REILLY ELEM SCHOOL	4
1501629902423	REVERE ELEM SCHOOL	4
1501629902427	ROSS ELEM SCHOOL	4
1501629902429	RYDER ELEM MATH & SCI SPEC SCHOOL	4
1501629902432	RYERSON ELEM SCHOOL	4
1501629902435	SAWYER ELEM SCHOOL	1
1501629902437	ASHE ELEM SCHOOL	4
1501629902438	SCAMMON ELEM SCHOOL	1
1501629902439	SONGHAI ELEM LEARNING INSTITUTE	4
1501629902440	SCHILLER ELEM SCHOOL	4
1501629902442	SCHMID ELEM SCHOOL	4
1501629902443	SCHNEIDER ELEM SCHOOL	4
1501629902444	SCHUBERT ELEM SCHOOL	4
1501629902446	SEWARD ELEM COMMUNICATION ARTS AC	4
1501629902447	SEXTON ELEM SCHOOL	4
1501629902452	MIRELES ELEM ACADEMY	4
1501629902453	SHERMAN ELEM SCHOOL	4
1501629902454	SHERWOOD ELEM SCHOOL	4
1501629902455	SHIELDS ELEM SCHOOL	4
1501629902457	SHOOP MATH-SCI TECH ELEM ACADEMY	4
1501629902460	SMYTH, J ELEM SCHOOL	4
1501629902462	SPENCER ELEM MATH & SCI ACADEMY	4
1501629902464	STAGG ELEM SCHOOL	4

1501629902466	STEWART ELEM SCHOOL	4
1501629902469	SPRY ELEM COMMUNITY SCHOOL	4
1501629902472	STOWE ELEM SCHOOL	1
1501629902474	SULLIVAN ELEM SPECIALTY SCHOOL	4
1501629902475	SUMNER ELEM MATH & SCI COMM ACAD	4
1501629902478	TALCOTT ELEM SCHOOL	4
1501629902479	TANNER ELEM SCHOOL	4
1501629902480	TAYLOR ELEM SCHOOL	1
1501629902484	THORP, J N ELEM SCHOOL	4
1501629902487	TILTON ELEM SCHOOL	5
1501629902492	LAVIZZO ELEM SCHOOL	4
1501629902495	VON HUMBOLDT ELEM SCHOOL	4
1501629902498	WADSWORTH ELEM SCHOOL	4
1501629902500	WALSH ELEM SCHOOL	4
1501629902502	WARREN ELEM SCHOOL	4
1501629902504	WATERS ELEM SCHOOL	4
1501629902505	WEBSTER ELEM SCHOOL	4
1501629902506	WENTWORTH ELEM SCHOOL	4
1501629902507	WESTCOTT ELEM SCHOOL	4
1501629902509	WEST PULLMAN ELEM SCHOOL	4
1501629902512	WHISTLER ELEM SCHOOL	4
1501629902513	WHITNEY ELEM SCHOOL	4
1501629902514	WHITTIER ELEM SCHOOL	4
1501629902521	WOODSON SOUTH ELEM SCHOOL	4
1501629902522	YALE ELEM SCHOOL	4
1501629902525	YOUNG ELEM SCHOOL	1
1501629902542	YATES ELEM SCHOOL	4
1501629902605	DEPRIEST ELEM SCHOOL	4
1501629902617	CUFFE MATH-SCI TECH ELEM ACADEMY	4
1501629902618	FOSTER PARK ELEM SCHOOL	4
1501629902620	HUGHES, L ELEM SCHOOL	4
1501629902634	MCNAIR ELEM SCHOOL	1
1501629902636	HAY ELEM COMMUNITY ACADEMY	4
1501629902704	COPERNICUS ELEM SCHOOL	4
1501629902724	ROBINSON ELEM SCHOOL	4
1501629902726	HANSON PARK ELEM SCHOOL	4
1501629902729	WHITE ELEM CAREER ACADEMY	4
1501629902766	MCCOSH ELEM SCHOOL	1
1501629902767	WARD, L ELEM SCHOOL	4
1501629902768	SMITH, W ELEM SCHOOL	4
1501629902783	CARDENAS ELEM SCHOOL	4
1501629902785	POWELL ELEM PAIDEIA COMM ACADEMY	4
1501629902799	CURTIS ELEM SCHOOL	4
1501629902802	MAYS ELEM ACADEMY	4
1501629902806	KANOON ELEM MAGNET SCHOOL	4
1501629902807	RANDOLPH ELEM SCHOOL	4
1501629902812	GOODLOW ELEM MAGNET SCHOOL	4
1501629902823	NINOS HEROES ELEM ACADEMIC CTR	4
1501629902825	DE DIEGO ELEM COMMUNITY ACADEMY	1
1501629902837	DALEY ELEM ACADEMY	4
1501629902838	MADERO MIDDLE SCHOOL	4
1501629902841	CARVER MIDDLE SCHOOL	5
1501629902844	MORTON ELEM CAREER ACADEMY	5
1501629902846	CLARK, M MIDDLE SCHOOL	4
1501629902848	DOUGLASS, F JUNIOR HIGH ACADEMY	4
1501629902849	ARAI INTL CPS SCHOLARS MIDDLE SCH	4
1501629902854	DE LA CRUZ ELEM MATH & SCI SPEC	4
1501629902862	CASALS ELEM SCHOOL	4
1501629902864	PEREZ ELEM SCHOOL	4

	1501629902869	ROQUE DE DUPREY ELEM SCHOOL	4
	1501629902870	BRIGHTON PARK ELEM SCHOOL	4
	1501629902872	ANDERSON, S ELEM COMMUNITY ACAD	4
	1501629902873	EVERGREEN ACADEMY ELEM SCHOOL	4
	1501629902881	LOGANDALE MIDDLE SCHOOL	4
	1501629902882	MARSHALL MIDDLE SCHOOL	4
	1501629902886	CHAVEZ ELEM MULTICULTURAL ACAD CT	4
	1501629902888	IRVING PARK MIDDLE SCHOOL	2
	1501629902889	JORDAN ELEM COMMUNITY SCHOOL	4
	1501629902891	FOUNDATIONS ELEM SCHOOL	4
	1501629902893	FINKL ELEM SCHOOL	4
	1501629902894	NIA MIDDLE ELEM SCHOOL	4
	1501629902896	LITTLE VILLAGE ELEM SCHOOL	4
	1501629902900	LARA ELEM ACADEMY	4
	1501629902901	TELPOCHCALLI ELEM SCHOOL	4
	1501629902902	WELLS PREPARATORY ELEM ACADEMY	4
	1501629902904	CHRISTOPHER ELEM SCHOOL	4
	1501629902908	WEST PARK ELEM ACADEMY	4
	1501629902912	AMES MIDDLE SCHOOL	4
	1501629902913	FAIRFIELD ELEM ACADEMY	4
	1501629902914	SANDOVAL ELEM SCHOOL	4
	1501629902915	NORTHWEST MIDDLE SCHOOL	4
	1501629902916	HAMPTON ELEM FINE & PERF ARTS SCH	2
	1501629902917	SPALDING ELEM SCHOOL	2
	1501629902921	COURTENAY ELEM LANGUAGE ARTS CTR	1
COMM UNIT SCH DIST 300			
	3104530001001	CARPENTERSVILLE MIDDLE SCHOOL	4
	3104530002022	LAKEWOOD SCHOOL	1
COMMUNITY HIGH SCH DISTRICT 117			
	3404911700001	ANTIOCH COMM HIGH SCHOOL	1
COMMUNITY HIGH SCH DISTRICT 94			
	1902209400001	COMMUNITY HIGH SCHOOL	1
COMMUNITY HIGH SCHOOL DIST 218			
	1401621800001	DD EISENHOWER HIGH SCH (CAMPUS)	2
COMMUNITY HIGH SCHOOL DIST 99			
	1902209900002	COMM H S DIST 99 - SOUTH HIGH SCH	1
COMMUNITY UNIT SCHOOL DIST 200			
	1902220001001	MONROE MIDDLE SCHOOL	1
	1902220002018	CLIFFORD JOHNSON SCHOOL	1
COOK COUNTY SCHOOL DIST 130			
	1401613001002	NATHAN HALE MIDDLE SCHOOL	1
	1401613001003	VETERANS MEMORIAL MIDDLE SCH	1
	1401613002004	NATHAN HALE INTERMEDIATE	1
	1401613002011	LINCOLN ELEM SCHOOL	1
	1401613002019	GEORGE WASHINGTON ELEMENTARY SCH	1
COUNTRY CLUB HILLS SCH DIST 160			
	1401616002004	MEADOWVIEW SCHOOL	2
COWDEN-HERRICK CUSD 3A			
	11087003A0001	COWDEN-HERRICK HIGH SCHOOL	2
CRETE MONEE C U SCHOOL DIST 201U			
	56099201U2008	HICKORY ELEMENTARY SCHOOL	4

DANVILLE C C SCHOOL DIST 118	5409211801021	SOUTH VIEW MIDDLE SCHOOL	1
	5409211802020	EAST PARK ELEMENTARY SCHOOL	1
DECATUR SCHOOL DISTRICT 61	3905506101030	THOMAS JEFFERSON MIDDLE SCHOOL	3
	3905506101034	STEPHEN DECATUR MIDDLE SCHOOL	2
	3905506102022	SOUTHEAST ELEM SCHOOL	4
	3905506102028	WASHINGTON ELEM SCHOOL	4
DEKALB COMM UNIT SCH DIST 428	1601942802010	CLINTON ROSETTE MIDDLE SCHOOL	1
DIAMOND LAKE SCHOOL DIST 76	3404907601003	WEST OAK MIDDLE SCHOOL	1
DOLTON SCHOOL DISTRICT 148	1401614802003	LINCOLN ELEMENTARY SCHOOL	1
	1401614802005	ROOSEVELT ELEM SCHOOL	4
	1401614802006	WASHINGTON ELEM SCHOOL	3
	1401614802007	FRANKLIN ELEMENTARY SCHOOL	4
	1401614802010	PARK ELEMENTARY SCHOOL	1
DOLTON SCHOOL DISTRICT 149	1401614901003	DIRKSEN MIDDLE SCHOOL	4
	1401614902002	DIEKMAN ELEM SCHOOL	4
	1401614902005	CAROLINE SIBLEY ELEM SCHOOL	1
DU PAGE HIGH SCHOOL DIST 88	1902208800001	ADDISON TRAIL HIGH SCHOOL	1
	1902208800002	WILLOWBROOK HIGH SCHOOL	1
EAST ALTON-WOOD RIVER C H S D 14	4105701400001	EAST ALTON-WOOD RIVER HIGH SCH	2
EAST MOLINE SCHOOL DISTRICT 37	4908103701002	GLENVIEW MIDDLE SCHOOL	1
EAST ST LOUIS SCHOOL DIST 189	5008218900043	EAST ST LOUIS SENIOR HIGH SCHOOL	2
	5008218901007	CLARK MIDDLE SCHOOL	4
	5008218901025	YVETTA H YOUNGE MIDDLE	1
	5008218901036	EAST ST LOUIS-LINCOLN MIDDLE SCH	4
	5008218902001	ALTA SITA ELEM SCHOOL	1
	5008218902005	BROWN ELEM SCHOOL	1
	5008218902008	DUNBAR ELEM SCHOOL	1
	5008218902016	HARDING ELEM SCHOOL	4
	5008218902020	NELSON MANDELA SCHOOL	1
	5008218902028	LUCAS ELEM SCHOOL	1
	5008218902029	MANNERS ELEM SCHOOL	4
	5008218902031	MORRISON ELEM SCHOOL	4
	5008218902038	ANNETTE OFFICER ELEMENTARY	1
	5008218902046	HAWTHORNE ELEM SCHOOL	4
	EGYPTIAN COMM UNIT SCH DIST 5	0200200501001	EGYPTIAN JR HIGH SCHOOL
ELEM SCHOOL DISTRICT 159	1401615902005	WOODGATE ELEM SCHOOL	3
EVANSTON C C SCHOOL DIST 65			

	1401606501002	CHUTE MIDDLE SCHOOL	1
	1401606502020	WASHINGTON ELEM SCHOOL	1
EVANSTON TWP H S DIST 202			
	1401620200001	EVANSTON TWP HIGH SCHOOL	1
FAIRMONT SCHOOL DISTRICT 89			
	5609908902002	FAIRMONT SCHOOL	4
FENTON COMM H S DIST 100			
	1902210000001	FENTON HIGH SCHOOL	1
FORD HEIGHTS SCHOOL DISTRICT 169			
	1401616901001	COTTAGE GROVE MIDDLE SCHOOL	4
	1401616902003	TIDYE A PHILLIPS ELEM SCHOOL	4
FOREST PARK SCHOOL DIST 91			
	1401609101001	FOREST PARK MIDDLE SCHOOL	1
GALESBURG C U SCHOOL DIST 205			
	3304820502022	COOKE SCHOOL	4
GEN GEO PATTON SCHOOL DIST 133			
	1401613302001	GEN GEORGE PATTON ELEM SCHOOL	4
GLENBARD TWP H S DIST 87			
	1902208700001	GLENBARD EAST HIGH SCHOOL	1
GRANT COMM H S DISTRICT 124			
	3404912400001	GRANT COMMUNITY HIGH SCHOOL	1
GRAYSLAKE COMM HIGH SCH DIST 127			
	3404912700001	GRAYSLAKE COMMUNITY HIGH SCHOOL	1
HARDIN CO COMM UNIT DIST 1			
	2003500100003	HARDIN COUNTY HIGH SCHOOL	1
HARVARD C U SCHOOL DIST 50			
	4406305002003	JEFFERSON ELEM SCHOOL	1
HARVEY SCHOOL DISTRICT 152			
	1401615201001	BROOKS MIDDLE SCHOOL	4
	1401615202001	BRYANT ELEM SCHOOL	3
	1401615202002	MAYA ANGELOU ELEM SCH	4
	1401615202005	LOWELL-LONGFELLOW ELEM SCHOOL	4
	1401615202007	SANDBURG ELEM SCHOOL	4
	1401615202008	WHITTIER ELEM SCHOOL	4
HAZEL CREST SCHOOL DIST 152-5			
	1401615251002	ROBERT FROST MIDDLE SCHOOL	4
	1401615252001	DR RALPH BUNCHE SCHOOL	4
	1401615252005	WOODLAND SCHOOL	4
HINSDALE TWP H S DIST 86			
	1902208600002	HINSDALE SOUTH HIGH SCHOOL	1
HOOVER-SCHRUM MEMORIAL SD 157			
	1401615701001	SCHRUM MEMORIAL SCHOOL	2
J S MORTON H S DISTRICT 201			
	1401620100001	J STERLING MORTON EAST HIGH SCH	2
JOLIET PUBLIC SCH DIST 86			

	5609908601001	DIRKSEN JUNIOR HIGH SCHOOL	4
	5609908601002	GOMPERS JUNIOR HIGH SCHOOL	4
	5609908601003	HUFFORD JUNIOR HIGH SCHOOL	4
	5609908601004	WASHINGTON JUNIOR HIGH SCHOOL	4
	5609908602004	FARRAGUT ELEM SCHOOL	4
	5609908602007	EDNA KEITH ELEM SCHOOL	4
	5609908602022	WOODLAND ELEM SCHOOL	4
JOLIET TWP HS DIST 204			
	5609920400001	JOLIET CENTRAL HIGH SCHOOL	2
	5609920400003	JOLIET WEST HIGH SCHOOL	2
KANKAKEE SCHOOL DIST 111			
	3204611101008	KANKAKEE JUNIOR HIGH SCHOOL	4
	3204611102016	KING MIDDLE GRADE SCHOOL	4
LA GRANGE SCHOOL DIST 102			
	1401610201004	PARK JUNIOR HIGH SCHOOL	1
LAKE PARK COMM H S DIST 108			
	1902210800001	LAKE PARK HIGH SCHOOL	1
LINCOLN ELEM SCHOOL DIST 156			
	1401615602001	LINCOLN ELEM SCHOOL	4
LIVINGSTON C C SCHOOL DIST 4			
	4105700400001	LIVINGSTON HIGH SCHOOL	1
LOCKPORT TWP HS DIST 205			
	5609920500001	LOCKPORT TOWNSHIP HIGH SCH EAST	1
LOMBARD SCHOOL DISTRICT 44			
	1902204401009	GLENN WESTLAKE MIDDLE SCHOOL	1
LYONS TWP H S DIST 204			
	1401620400001	LYONS TWP HIGH SCH NORTH CAMPUS	1
MADISON COMM UNIT SCH DIST 12			
	4105701202004	HARRIS ELEM SCHOOL	4
	4105701202006	BLAIR ELEM SCHOOL	3
	4105701202007	MADISON MIDDLE SCHOOL	4
MAINE TOWNSHIP H S DIST 207			
	1401620700001	MAINE EAST HIGH SCHOOL	1
	1401620700004	MAINE WEST HIGH SCHOOL	1
MANNHEIM SCHOOL DIST 83			
	1401608301003	MANNHEIM MIDDLE SCHOOL	1
MARQUARDT SCHOOL DISTRICT 15			
	1902201501004	MARQUARDT MIDDLE SCHOOL	1
	1902201502001	G STANLEY HALL ELEM SCHOOL	1
MAYWOOD-MELROSE PARK-BROADVIEW-89			
	1401608902002	EMERSON ELEM SCHOOL	4
	1401608902003	GARFIELD ELEM SCHOOL	4
	1401608902004	IRVING ELEM SCHOOL	4
	1401608902005	LEXINGTON ELEM SCHOOL	4
	1401608902006	LINCOLN ELEM SCHOOL	4
	1401608902007	MELROSE PARK ELEM SCHOOL	4
	1401608902008	ROOSEVELT ELEM SCHOOL	4
	1401608902012	WASHINGTON ELEM SCHOOL	4

MENDOTA C C SCHOOL DIST 289	3505028902001	NORTHBROOK SCHOOL	1
MERIDIAN C U SCH DISTRICT 101	0207710100001	MERIDIAN HIGH SCHOOL	2
MIDLOTHIAN SCHOOL DIST 143	1401614302001	CENTRAL PARK ELEM SCHOOL	1
MOUNT VERNON SCHOOL DIST 80	2504108001001	ZADOK CASEY MIDDLE SCHOOL	1
	2504108002008	MT VERNON DIST 80 PRIMARY CENTER	1
MUNDELEIN ELEM SCHOOL DIST 75	3404907501004	CARL SANDBURG MIDDLE SCHOOL	1
MURPHYSBORO C U SCH DIST 186	3003918601002	MURPHYSBORO MIDDLE SCHOOL	1
NILES TWP COMM HIGH SCH DIST 219	1401621900002	NILES NORTH HIGH SCHOOL	1
NORTH CHICAGO SCHOOL DIST 187	3404918700001	NORTH CHICAGO COMMUNITY HIGH SCH	2
NORTH CLAY C U SCHOOL DISTRICT 25	1201302500001	NORTH CLAY COMMUNITY HIGH SCHOOL	1
NORTH GREENE UNIT DIST 3	4003100302005	WHITE HALL ELEM SCHOOL	1
NORTH SHORE SD 112	3404911202007	OAK TERRACE ELEM SCHOOL	1
OAK PARK & RIVER FOREST DIST 200	1401620000001	OAK PARK & RIVER FOREST HIGH SCH	1
OTTAWA TWP H S DIST 140	3505014000001	OTTAWA TOWNSHIP HIGH SCHOOL	1
PARK FOREST SCHOOL DIST 163	1401616301010	FOREST TRAIL MIDDLE SCHOOL	3
PEKIN COMM H S DIST 303	5309030300002	PEKIN COMMUNITY HIGH SCHOOL	1
PEMBROKE C C SCHOOL DISTRICT 259	3204625902001	LORENZO R SMITH ELEM SCHOOL	4
PEORIA SCHOOL DISTRICT 150	4807215000023	MANUAL HIGH SCHOOL	2
	4807215001002	STERLING MIDDLE SCHOOL	4
	4807215001004	WHITE MIDDLE SCHOOL	4
	4807215001005	BLAINE-SUMNER MIDDLE SCHOOL	4
	4807215001011	LOUCKS-EDISON JR ACADEMY	4
	4807215001012	TREWYN MIDDLE SCHOOL	4
	4807215001014	LINCOLN MIDDLE SCHOOL	4
	4807215002028	ROOSEVELT MAGNET SCHOOL	1
	4807215002033	GARFIELD PRIMARY SCHOOL	4
PIKELAND C U SCH DIST 10	0107501002010	PIKELAND COMMUNITY SCHOOL	1

POPE CO COMM UNIT DIST 1	2007600102002	POPE COUNTY ELEMENTARY SCHOOL	1
POSEN-ROBBINS EL SCH DIST 143-5	1401614351003	KELLAR SCHOOL	4
	1401614352006	POSEN ELEM SCHOOL	1
PRAIRIE-HILLS ELEM SCH DIST 144	1401614401002	PRAIRIE-HILLS JUNIOR HIGH SCHOOL	4
	1401614402004	HIGHLANDS ELEM SCHOOL	4
	1401614402005	MARKHAM PARK ELEM SCHOOL	4
	1401614402009	CHATEAUX SCHOOL	4
PROVISO TWP H S DIST 209	1401620900001	PROVISO EAST HIGH SCHOOL	2
REAVIS TWP H S DIST 220	1401622000001	REAVIS HIGH SCHOOL	2
RICH TWP H S DISTRICT 227	1401622700001	RICH EAST CAMPUS HIGH SCHOOL	2
	1401622700003	RICH SOUTH CAMPUS HIGH SCHOOL	2
ROBINSON C U SCHOOL DIST 2	1201700202004	LINCOLN ELEMENTARY SCHOOL	1
ROCHELLE COMM CONS DIST 231	4707123102003	LINCOLN ELEM SCHOOL	1
ROCK ISLAND SCHOOL DISTRICT 41	4908104102011	GRANT INTENSIVE BASIC	4
	4908104102012	HAWTHORNE-IRVING ELEM SCHOOL	4
	4908104102014	LINCOLN ELEM SCHOOL	4
ROCKFORD SCHOOL DIST 205	0410120502016	BEYER ELEM SCHOOL	4
	0410120502024	ELLIS ARTS ACADEMY	4
	0410120502034	HASKELL ACADEMY	4
	0410120502037	SWAN HILLMAN ELEM SCHOOL	4
	0410120502038	JACKSON ELEM SCHOOL	4
	0410120502040	KISHWAUKEE ELEM SCHOOL	4
	0410120502041	JULIA LATHROP ELEM SCHOOL	4
	0410120502046	WM NASHOLD ELEM SCHOOL	4
	0410120502056	SPRING CREEK ELEM SCHOOL	4
	0410120502057	STILES INVESTIGATIVE LRNING MAGNT	4
	0410120502058	SUMMERDALE ELEM SCHOOL	4
	0410120502062	WALKER ELEM SCHOOL	1
	0410120502064	WEST VIEW ELEM SCHOOL	4
	0410120502080	WASHINGTON COMMUNICATION ACAD	4
	0410120502083	ROCKFORD SCIENCE & TECH ACADEMY	4
	ROUND LAKE AREA SCHS - DIST 116	3404911601003	JOHN T MAGEE MIDDLE SCHOOL
3404911602001		RAYMOND ELLIS ELEM SCHOOL	4
SAVANNA COMMUNITY UNIT DIST 300	0800830000001	SAVANNA SENIOR HIGH SCHOOL	2
SCH DISTRICT 45 DUPAGE COUNTY	1902204502011	SCHAFFER ELEM SCHOOL	1

SCHOOL DISTRICT 46	3104504602011	CHANNING MEMORIAL ELEM SCHOOL	4
	3104504602016	HARRIET GIFFORD ELEM SCHOOL	1
	3104504602020	HIGHLAND ELEM SCHOOL	1
	3104504602021	HILLCREST ELEM SCHOOL	4
	3104504602022	HUFF ELEM SCHOOL	4
	3104504602025	LOWRIE ELEM SCHOOL	1
	3104504602026	MCKINLEY ELEM SCHOOL	4
	3104504602028	ONTARIOVILLE ELEM SCHOOL	1
	3104504602029	PARKWOOD ELEM SCHOOL	3
SKOKIE SCHOOL DIST 68	1401606801002	OLD ORCHARD JR HIGH SCHOOL	1
SOUTH HOLLAND SCHOOL DIST 151	1401615101001	COOLIDGE MIDDLE SCHOOL	4
SPRINGFIELD SCHOOL DISTRICT 186	5108418602016	ENOS ELEM SCHOOL	4
	5108418602043	FEITSHANS EDISON MAGNET SCHOOL	4
	5108418602044	HARVARD PARK ELEM SCHOOL	4
ST ANNE COMM H S DIST 302	3204630200001	ST ANNE COMM HIGH SCHOOL	5
ST CHARLES C U SCHOOL DIST 303	3104530301012	WREDLING MIDDLE SCHOOL	1
SUMMIT SCHOOL DIST 104	1401610401001	HERITAGE MIDDLE SCHOOL	1
	1401610402003	OTIS P GRAVES ELEM SCHOOL	1
THORNTON TWP H S DIST 205	1401620500001	THORNTON TOWNSHIP HIGH SCHOOL	2
	1401620500002	THORNRIIDGE HIGH SCHOOL	2
	1401620500003	THORNWOOD HIGH SCHOOL	2
TOWNSHIP HIGH SCHOOL DIST 113	3404911300002	HIGHLAND PARK HIGH SCHOOL	1
TOWNSHIP HIGH SCHOOL DIST 214	1401621400002	ELK GROVE HIGH SCHOOL	1
	1401621400006	WHEELING HIGH SCHOOL	1
	1401621400007	ROLLING MEADOWS HIGH SCHOOL	1
UNITED TWP HS DISTRICT 30	4908103000001	UNITED TWP HIGH SCHOOL	2
URBANA SCHOOL DIST 116	0901011601002	URBANA MIDDLE SCHOOL	1
VALLEY VIEW CUSD #365U	56099365U2012	OAK VIEW ELEM SCHOOL	1
VENICE COMM UNIT SCHOOL DIST 3	4105700302002	VENICE ELEM SCHOOL	4
W HARVEY-DIXMOOR PUB SCH DIST147	1401614701001	ROSA L PARKS MIDDLE SCHOOL	4
	1401614702002	ELMER G KICH ELEM SCHOOL	4
	1401614702004	LINCOLN ELEM SCHOOL	4
	1401614702006	WASHINGTON ELEM SCHOOL	4

	1401614702007	MARTIN L KING ELEM SCHOOL	4
WAUKEGAN C U SCHOOL DIST 60			
	3404906001001	JACK BENNY MIDDLE SCHOOL	4
	3404906001002	THOMAS JEFFERSON MIDDLE SCHOOL	1
	3404906001003	DANIEL WEBSTER MIDDLE SCHOOL	4
	3404906001004	ROBERT E ABBOTT MIDDLE SCHOOL	4
	3404906001005	EAST MIDDLE SCHOOL	4
	3404906002004	CARMAN-BUCKNER ELEM SCHOOL	4
	3404906002007	CLEARVIEW ELEM SCHOOL	4
	3404906002008	GLEN FLORA ELEM SCHOOL	4
	3404906002009	GLENWOOD ELEMENTARY SCHOOL	1
	3404906002011	HYDE PARK ELEM SCHOOL	1
	3404906002013	LITTLE FORT ELEM SCHOOL	1
	3404906002016	NORTH ELEM SCHOOL	4
	3404906002017	OAKDALE ELEM SCHOOL	1
WHEELING C C SCHOOL DIST 21			
	1401602102003	EUGENE FIELD ELEM SCHOOL	1
	1401602102004	ROBERT FROST ELEM SCHOOL	1
	1401602102015	WALT WHITMAN ELEM SCHOOL	1
WOODLAND C C SCHOOL DIST 50			
	3404905001004	WOODLAND MIDDLE SCHOOL	1
	3404905002003	WOODLAND INTERMEDIATE SCH	1
ZION ELEMENTARY SCHOOL DISTRICT 6			
	3404900601001	CENTRAL JR HIGH SCHOOL	4
	3404900602005	SHILOH PARK ELEM SCHOOL	4
	3404900602006	WEST ELEMENTARY SCHOOL	4
ZION-BENTON TWP H S DIST 126			
	3404912600001	ZION-BENTON TOWNSHIP HI SCH	1

DISTRICT IMPROVEMENT STATUS

Below is a list of the Title I funded districts in the State that are in Improvement Status as defined by the federal No Child Left Behind Act of 2001. Out of 886 districts statewide, 801 are Title I districts of which 245 districts or 27.7 percent (of all the districts) are in Improvement Status.

District Name	District ID	Years in Improvement
ADDISON SCHOOL DIST 4	190220040	1
ALTON COMM UNIT SCHOOL DIST 11	410570110	1
ANTIOCH C C SCHOOL DISTRICT 34	340490340	1
ARBOR PARK SCHOOL DISTRICT 145	140161450	1
ARCOLA C U SCHOOL DISTRICT 306	110213060	1
ATHENS COMM UNIT SCH DIST 213	380652130	1
AUBURN COMM UNIT SCHOOL DIST 10	510840100	1
AURORA EAST UNIT SCHOOL DIST 131	310451310	1
AURORA WEST UNIT SCHOOL DIST 129	310451290	1
BEACH PARK C C SCHOOL DIST 3	340490030	1
BEARDSTOWN C U SCH DIST 15	460090150	1
BELLE VALLEY SCHOOL DIST 119	500821190	1
BELLEVILLE TWP HS DIST 201	500822010	1
BELLWOOD SCHOOL DIST 88	140160880	1
BELVIDERE C U SCH DIST 100	040041000	1
BENSENVILLE SCHOOL DISTRICT 2	190220020	1
BERKELEY SCHOOL DIST 87	140160870	1
BERWYN SOUTH SCHOOL DISTRICT 100	140161000	1
BLOOM TWP HIGH SCH DIST 206	140162060	1
BLOOMINGTON SCH DIST 87	170640870	1
BOURBONNAIS SCHOOL DIST 53	320460530	1
BRADLEY BOURBONNAIS C HS D 307	320463070	1
BRADLEY SCHOOL DIST 61	320460610	1
BREMEN COMM H S DISTRICT 228	140162280	1
BROOKLYN UNIT DISTRICT 188	500821880	1
BROOKWOOD SCHOOL DIST 167	140161670	1
BURBANK SCHOOL DISTRICT 111	140161110	1
BURNHAM SCHOOL DISTRICT 154-5	140161545	1
CAHOKIA COMM UNIT SCH DIST 187	500821870	1
CAIRO UNIT SCHOOL DISTRICT 1	020020010	1
CALUMET CITY SCHOOL DISTRICT 155	140161550	1
CARBONDALE COMM H S DISTRICT 165	300391650	1
CARLINVILLE C U SCHOOL DIST 1	400560010	1
CARLYLE C U SCHOOL DISTRICT 1	130140010	1
CARMI-WHITE COUNTY C U S DIST 5	200970050	1
CENTRAL COMM UNIT SCHOOL DIST 4	320380040	1
CENTRALIA H S DIST 200	130582000	1

CHAMPAIGN COMM UNIT SCH DIST 4	090100040	1
CHARLESTON C U SCHOOL DIST 1	110150010	1
CHESTER COMM UNIT SCH DIST 139	450791390	1
CHICAGO HEIGHTS SCHOOL DIST 170	140161700	1
CHICAGO RIDGE SCHOOL DIST 127-5	140161275	1
CICERO SCHOOL DISTRICT 99	140160990	1
CITY OF CHICAGO SCHOOL DIST 299	150162990	1
CLINTON C U SCHOOL DIST 15	170200150	1
COAL CITY C U SCHOOL DISTRICT 1	240320010	1
COLLINSVILLE C U SCH DIST 10	410570100	1
COMM CONS SCH DIST 59	140160590	1
COMM CONSOLIDATED SCH DISTRICT 46	340490460	1
COMM UNIT SCH DIST 300	310453000	1
COMMUNITY CONSOLIDATED S D 93	190220930	1
COMMUNITY HIGH SCH DISTRICT 117	340491170	1
COMMUNITY HIGH SCH DISTRICT 94	190220940	1
COMMUNITY HIGH SCHOOL DIST 218	140162180	1
COMMUNITY HIGH SCHOOL DIST 99	190220990	1
COOK COUNTY SCHOOL DIST 130	140161300	1
COUNTRY CLUB HILLS SCH DIST 160	140161600	1
CRETE MONEE C U SCHOOL DIST 201U	56099201U	1
CRYSTAL LAKE C C SCH DIST 47	440630470	1
CUMBERLAND C U SCHOOL DIST 77	110180770	1
DANVILLE C C SCHOOL DIST 118	540921180	1
DECATUR SCHOOL DISTRICT 61	390550610	1
DEKALB COMM UNIT SCH DIST 428	160194280	1
DIAMOND LAKE SCHOOL DIST 76	340490760	1
DIXON UNIT SCHOOL DIST 170	470521700	1
DOLTON SCHOOL DISTRICT 148	140161480	1
DOLTON SCHOOL DISTRICT 149	140161490	1
DU PAGE HIGH SCHOOL DIST 88	190220880	1
DUNLAP C U SCHOOL DIST 323	480723230	1
DUPO COMM UNIT SCH DISTRICT 196	500821960	1
EAST ALTON SCHOOL DISTRICT 13	410570130	1
EAST ALTON-WOOD RIVER C H S D 14	410570140	1
EAST MAINE SCHOOL DIST 63	140160630	1
EAST MOLINE SCHOOL DISTRICT 37	490810370	1
EAST ST LOUIS SCHOOL DIST 189	500821890	1
EGYPTIAN COMM UNIT SCH DIST 5	020020050	1
ELDORADO COMM UNIT DISTRICT 4	200830040	1
ELMWOOD PARK C U SCH DIST 401	140164010	1
EUREKA C U DIST 140	431021400	1
EVANSTON C C SCHOOL DIST 65	140160650	1
EVANSTON TWP H S DIST 202	140162020	1

EVERGREEN PK ELEM SCH DIST 124	140161240	1
FAIRMONT SCHOOL DISTRICT 89	560990890	1
FARMINGTON CENTRAL C U S D 265	480722650	1
FENTON COMM H S DIST 100	190221000	1
FLORA COMM UNIT SCH DIST 35	120130350	1
FLOSSMOOR SCHOOL DISTRICT 161	140161610	1
FOREST RIDGE SCHOOL DIST 142	140161420	1
FRANKFORT COMM UNIT SCH DIST 168	210281680	1
FREEPORT SCHOOL DIST 145	080891450	1
GALESBURG C U SCHOOL DIST 205	330482050	1
GAVIN SCHOOL DIST 37	340490370	1
GEN GEO PATTON SCHOOL DIST 133	140161330	1
GENESEO COMM UNIT SCH DIST 228	280372280	1
GENOA KINGSTON C U S DIST 424	160194240	1
GEORGETOWN-RIDGE FARM C U D 4	540920040	1
GIBSON CITY-MELVIN-SIBLEY CUSD 5	090270050	1
GILLESPIE COMM UNIT SCH DIST 7	400560070	1
GLENBARD TWP H S DIST 87	190220870	1
GRANITE CITY C U SCHOOL DIST 9	410570090	1
GRANT COMM CONS SCH DIST 110	500821100	1
GRANT COMM H S DISTRICT 124	340491240	1
GRAYSLAKE COMM HIGH SCH DIST 127	340491270	1
HAMILTON CO C U SCHOOL DIST 10	250330100	1
HARLEM UNIT DIST 122	041011220	1
HARMONY EMGE SCHOOL DIST 175	500821750	1
HARRISBURG C U SCHOOL DIST 3	200830030	1
HARVARD C U SCHOOL DIST 50	440630500	1
HARVEY SCHOOL DISTRICT 152	140161520	1
HAVANA COMM UNIT SCHOOL DIST 126	380601260	1
HAWTHORN C C SCHOOL DIST 73	340490730	1
HAZEL CREST SCHOOL DIST 152-5	140161525	1
HERSCHER COMM UNIT SCH DIST 2	320460020	1
HIGHLAND COMM UNIT SCH DIST 5	410570050	1
HINSDALE TWP H S DIST 86	190220860	1
IL VALLEY CENTRAL UNIT DIST 321	480723210	1
ILLINI CENTRAL C U SCH DIST 189	380601890	1
INDIAN SPRINGS SCHOOL DIST 109	140161090	1
J S MORTON H S DISTRICT 201	140162010	1
JACKSONVILLE SCHOOL DIST 117	460691170	1
JASPER COUNTY COMM UNIT DIST 1	120400010	1
JOHNSBURG C U SCHOOL DIST 12	440630120	1
JOHNSTON CITY C U SCH DIST 1	211000010	1
JOLIET PUBLIC SCH DIST 86	560990860	1
JOLIET TWP HS DIST 204	560992040	1

KANKAKEE SCHOOL DIST 111	320461110	1
KEENEYVILLE SCHOOL DISTRICT 20	190220200	1
KEWANEE COMM UNIT SCH DIST 229	280372290	1
LA GRANGE SCHOOL DIST 102	140161020	1
LA GRANGE SCHOOL DIST 105 (SOUTH)	140161050	1
LAKE PARK COMM H S DIST 108	190221080	1
LANSING SCHOOL DISTRICT 158	140161580	1
LINCOLN ELEM SCHOOL DIST 156	140161560	1
LINCOLN ELEM SCHOOL DIST 27	380540270	1
LINCOLN WAY COMM H S DIST 210	560992100	1
LOCKPORT TWP HS DIST 205	560992050	1
LYONS SCHOOL DIST 103	140161030	1
LYONS TWP H S DIST 204	140162040	1
MADISON COMM UNIT SCH DIST 12	410570120	1
MAINE TOWNSHIP H S DIST 207	140162070	1
MANNHEIM SCHOOL DIST 83	140160830	1
MARENGO-UNION ELEM CONS DIST 165	440631650	1
MARQUARDT SCHOOL DISTRICT 15	190220150	1
MASCOUTAH C U DISTRICT 19	500820190	1
MASSAC UNIT DISTRICT #1	020610010	1
MATTESON ELEM SCHOOL DIST 162	140161620	1
MAYWOOD-MELROSE PARK-BROADVIEW-89	140160890	1
MCHENRY COMM H S DIST 156	440631560	1
MENDOTA C C SCHOOL DIST 289	350502890	1
MERIDIAN C U SCH DIST 223	470712230	1
MIDLAND COMMUNITY UNIT DIST 7	430590070	1
MIDLOTHIAN SCHOOL DIST 143	140161430	1
MIDWEST CENTRAL CUSD 191	380601910	1
MINOOKA COMM CONS S DIST 201	240322010	1
MOLINE UNIT SCHOOL DISTRICT 40	490810400	1
MONMOUTH UNIT SCH DIST 38	270940380	1
MONTICELLO C U SCHOOL DIST 25	390740250	1
MORRISON COMM UNIT SCH DIST 6	550980060	1
MOUNT VERNON SCHOOL DIST 80	250410800	1
MT ZION COMM UNIT SCH DIST 3	390550030	1
MUNDELEIN ELEM SCHOOL DIST 75	340490750	1
MURPHYSBORO C U SCH DIST 186	300391860	1
NILES TWP COMM HIGH SCH DIST 219	140162190	1
NORTH BOONE C U SCH DIST 200	040042000	1
NORTH GREENE UNIT DIST 3	400310030	1
NORTH SHORE SD 112	340491120	1
OLYMPIA C U SCHOOL DIST 16	170640160	1
OREGON C U SCHOOL DIST-220	470712200	1
OSWEGO COMM UNIT SCHOOL DIST 308	240473080	1

OTTAWA ELEM SCHOOL DIST 141	350501410	1
OTTAWA TWP H S DIST 140	350501400	1
PANA COMM UNIT SCHOOL DIST 8	100110080	1
PARK FOREST SCHOOL DIST 163	140161630	1
PAXTON-BUCKLEY-LODA CU DIST 10	090270100	1
PEKIN COMM H S DIST 303	530903030	1
PEMBROKE C C SCHOOL DISTRICT 259	320462590	1
PEORIA HGHTS C U SCH DIST 325	480723250	1
PEORIA SCHOOL DISTRICT 150	480721500	1
PLANO COMM UNIT SCHOOL DIST 88	240470880	1
POPE CO COMM UNIT DIST 1	200760010	1
POSEN-ROBBINS EL SCH DIST 143-5	140161435	1
PRAIRIE GROVE C SCH DIST 46	440630460	1
PRAIRIE-HILLS ELEM SCH DIST 144	140161440	1
PRINCETON ELEM SCHOOL DIST 115	280061150	1
PROPHETSTOWN-LYNDON-TAMPICO CUSD3	550980030	1
PROVISO TWP H S DIST 209	140162090	1
PUTNAM CO C U SCHOOL DIST 535	430785350	1
QUEEN BEE SCHOOL DISTRICT 16	190220160	1
REAVIS TWP H S DIST 220	140162200	1
RICH TWP H S DISTRICT 227	140162270	1
RIVER BEND COMM UNIT DIST 2	550980020	1
RIVERDALE C U SCHOOL DIST 100	490811000	1
RIVERTON C U SCHOOL DIST 14	510840140	1
ROBINSON C U SCHOOL DIST 2	120170020	1
ROCHELLE COMM CONS DIST 231	470712310	1
ROCK ISLAND SCHOOL DISTRICT 41	490810410	1
ROCKFORD SCHOOL DIST 205	041012050	1
ROCKRIDGE C U SCHOOL DIST 300	490813000	1
ROUND LAKE AREA SCHS - DIST 116	340491160	1
ROXANA COMM UNIT SCHOOL DIST 1	410570010	1
SALEM SCHOOL DIST 111	130581110	1
SANDWICH C U SCHOOL DIST 430	160194300	1
SCH DISTRICT 45 DUPAGE COUNTY	190220450	1
SCHILLER PARK SCHOOL DIST 81	140160810	1
SCHOOL DISTRICT 46	310450460	1
SESSER-VALIER COMM UNIT S D 196	210281960	1
SHERRARD COMM UNIT SCH DIST 200	490812000	1
SOUTH HOLLAND SCHOOL DIST 151	140161510	1
SOUTHWESTERN C U SCH DIST 9	400560090	1
SPARTA C U SCHOOL DIST 140	450791400	1
SPRING VALLEY C C SCH DIST 99	280060990	1
SPRINGFIELD SCHOOL DISTRICT 186	510841860	1
ST ANNE COMM H S DIST 302	320463020	1

ST CHARLES C U SCHOOL DIST 303	310453030	1
STARK COUNTY C U SCH DIST 100	280881000	1
STEGER SCHOOL DISTRICT 194	140161940	1
STREATOR ELEM SCHOOL DIST 44	350500440	1
SULLIVAN C U SCHOOL DIST 300	110703000	1
SUMMIT HILL SCHOOL DIST 161	560991610	1
SUMMIT SCHOOL DIST 104	140161040	1
TAYLORVILLE C U SCH DIST 3	100110030	1
THORNTON TWP H S DIST 205	140162050	1
TOWNSHIP HIGH SCHOOL DIST 113	340491130	1
TOWNSHIP HIGH SCHOOL DIST 214	140162140	1
TRIAD COMM UNIT SCHOOL DIST 2	410570020	1
TRICO COMM UNIT SCH DISTRICT 176	300391760	1
TROY COMM CONS SCH DIST 30C	56099030C	1
UNION COMMUNITY UNIT SCH DIST 115	270361150	1
UNITED TWP HS DISTRICT 30	490810300	1
URBANA SCHOOL DIST 116	090101160	1
VALLEY VIEW CUSD #365U	56099365U	1
VANDALIA C U SCH DIST 203	030262030	1
VENICE COMM UNIT SCHOOL DIST 3	410570030	1
VILLA GROVE C U SCH DIST 302	110213020	1
VIRDEN COMM UNIT SCHOOL DIST 4	400560040	1
W HARVEY-DIXMOOR PUB SCH DIST147	140161470	1
WAUCONDA COMM UNIT S DIST 118	340491180	1
WAUKEGAN C U SCHOOL DIST 60	340490600	1
WEST CHICAGO ELEM SCHOOL DIST 33	190220330	1
WESTMONT C U SCHOOL DIST 201	190222010	1
WESTVILLE C U SCHOOL DIST 2	540920020	1
WHEELING C C SCHOOL DIST 21	140160210	1
WOOD RIVER-HARTFORD ELEM S D 15	410570150	1
WOODSTOCK C U SCHOOL DIST 200	440632000	1
ZION-BENTON TWP H S DIST 126	340491260	1